

DATE FILED

SEP - 3 2019

CARRIE TUBBS, County Clerk
By Janette M. Speck Deputy

COUNTY
2019-2020
ESTIMATE OF NEEDS
AND FINANCIAL STATEMENT OF THE
FISCAL YEAR 2018-2019

FILED

OCT 16 2019

State Auditor & Inspector

BOARD OF COUNTY COMMISSIONERS OF
THE COUNTY OF COMANCHE
STATE OF OKLAHOMA

Two copies of this Financial Statement and Estimate of Needs should be filed with the County Clerk not later than August 17 for all Counties. After approval by the Excise Board and the levies are made, both statements should be signed by the appropriate Board Members. One complete signed copy must be sent to the State Auditor and Inspector, 2300 N. Lincoln Blvd., State Capitol, Room 100, Oklahoma City, OK 73105. If publication may not be had by date required for filing, affidavit and proof of publication are required to be attached within five days after date of filing.

[Signature]
Sheriff

THE 2019-2020 ESTIMATE OF NEEDS AND FINANCIAL
STATEMENT OF THE FISCAL YEAR 2018-2019

PREPARED BY Angel, Johnston & Blasingame, P.C.
SUBMITTED TO THE COMANCHE COUNTY
EXCISE BOARD THIS 3 DAY OF September 2019

BOARD OF COUNTY COMMISSIONERS

Chairman [Signature]

County Clerk [Signature]

Commissioner (Budget Board) [Signature]

Commissioner [Signature]

Treasurer [Signature]

Assessor [Signature]

Court Clerk [Signature]

COMANCHE COUNTY
2019-2020
ESTIMATE OF NEEDS
AND FINANCIAL STATEMENT OF THE
FISCAL YEAR 2018-2019

INDEX

Letters and Certifications:	Page
Letter To Excise Board	1
Affidavit of Publication	2
Accountant's Letter	3
Certificate of Excise Board	Exhibit "Y" - Page 1
Exhibits:	Filed
Exhibit "A" General Fund	Yes
Exhibit "B" Building Fund	No
Exhibit "C" Co-op Fund	No
Exhibit "D" Highway Fund	Yes
Exhibit "E" Health Fund	Yes
Exhibit "F" Emergency Medical Service Fund	No
Exhibit "G" Sinking Fund	No
Exhibit "H" Industrial Development Bond Fund	No
Exhibit "I" Special Revenue Funds	Yes
Exhibit "J" Capital Project Funds	No
Exhibit "K" Enterprise Funds	No
Exhibit "L" Internal Service Funds	No
Exhibit "Y" Certificate of Excise Board Estimate of Needs	Yes
Exhibit "Z" Publication Sheet	Yes

COMANCHE COUNTY
2019-2020
ESTIMATE OF NEEDS
AND FINANCIAL STATEMENT OF THE
FISCAL YEAR 2018-2019

COMANCHE COUNTY, STATE OF OKLAHOMA
STATE OF OKLAHOMA, COUNTY OF COMANCHE, ss:


To the County Excise Board of said County and State, Greeting:-

Pursuant to the requirements of 68 O.S. 1991 Section 3002, we submit herewith for your consideration, the within statement of the fiscal condition of the County of Comanche, State of Oklahoma, for the fiscal year beginning July 1, 2018 and ending June 30, 2019, together with an itemized statement of the estimated needs thereof for the fiscal year beginning July 1, 2019 and ending June 30, 2020. The same have been prepared in conformity to Statute, in relation to which be it further noted that:


1. We, the members of the Board of County Commissioners of said County and State, do hereby certify that the statements herein submitted show the true and correct conditions of the fiscal affairs of said County for the fiscal year ending June 30, 2019, that said statements comprise a "full and accurate statement of the assessments, receipts and expenditures of the preceding year, made out in detail under separate heads" as required by 19 O.S. 1991 Section 345; that said preparation was had at an official session of said Board, begun on the first Monday in July, 2019 pursuant to the provisions of 68 O.S. 1991 Section 3002.

2. And we further certify that the estimates of the several amounts necessary for current expenses for the fiscal year beginning July 1, 2019 and ending June 30, 2020 as shown under "Schedule 8" were prepared and filed with the Board of County Commissioners as of the first Monday in July 2019, that the same have been correctly entered, and that all estimates made are entered as certified by Department Heads for the respective purposes herein set out. We further certify that the sums requested for salaries of county officers and the deputies are calculated and based upon authority of salary statutes currently effective and applicable in this county.

3. We further certify that the estimated income from sources other than ad valorem tax, shown on "Schedule 4", may reasonably be expected to be collected as a revenue during the ensuing fiscal year, and is not in excess of the 90% of the amounts collected for the same sources during the fiscal year ending June 30, 2019.


Sheriff

Dated at the office of the County Clerk, at Lawton, Oklahoma, this 3 day of September, 2019.


Chairman


County Clerk


Commissioner
(Budget Board)


Commissioner


Treasurer


Assessor


Court Clerk

Filed this 3 day of September, 2019 Secretary and Clerk of Excise Board, Comanche County, Oklahoma.

Independent Accountant's Compilation Report

Honorable Board of County Commissioners
Comanche County, Oklahoma

Management is responsible for the accompanying 2018-19 prescribed financial statements as of and for the year ended June 30, 2019, and the 2019-20 Estimate of Needs (SA&I form 2631R97) and the Publication Sheet (SA&I form 2631R97) for Comanche County, included in accompanying prescribed form. We have performed a compilation engagement in accordance with Statements on Standards for Accounting and Review Services promulgated by the Accounting and Review Services Committee of the AICPA. We did not audit or review the prescribed financial statements, estimate of needs and publication sheet nor were we required to perform any procedures to verify the accuracy or completeness of the information provided by management. Accordingly, we do not express an opinion, a conclusion, nor provide any form of assurance on these prescribed financial statements.

The prescribed financial statements, estimate of needs and publication sheets forms are presented in accordance with the requirements prescribed by the Office of the Oklahoma State Auditor and Inspector per 68 OS § 3003. Bas defined by 68 OS § 3009-3011 and are not intended to be a complete presentation of the County's assets and liabilities.

This report is intended solely for the information and use of Comanche County, Oklahoma, the Excise Board of Comanche County Oklahoma and for filing with the State Auditor and inspector and is not intended to be and should not be used by anyone other than these specific parties.

Angel, Johnston & Blasingame, P.C.

Angel, Johnston and Blasingame, P.C.
Chickasha, Ok

August 28, 2019

AFFIDAVIT OF PUBLICATION

STATE OF OKLAHOMA, COUNTY OF COMANCHE

Personally appeared before me, the undersigned Notary Public, Carru Tubbs County Clerk of the County and State aforesaid, who being first duly sworn according to law, deposes and says: That he/she complied with the law by having the financial statement for the fiscal year ending June 30, 2019, and the estimated needs and the estimated income from sources other than ad valorem taxes, for the fiscal year beginning July 1, 2019 and ending June 30, 2020 published in one issue of the The Lawton Constitution a legally-qualified newspaper published - of general circulation, in said county (strike inapplicable phrase) a copy of which together with proof of publication is herewith attached marked Exhibit "Z" and made a part of hereof.

Carru Tubbs
County Clerk

Subscribed and sworn to before me this 17 day of September, 2019.

Kaitlyn Ballard
Notary Public

2-25-20
My Commission Expires

NOTARY PUBLIC State of OK
KAITLYN BALLARD
Comm. # 16002219
Expires 02-25-2020

The Lawton Constitution
P.O. Box 2069-L
Lawton, OK 73502

DATE FILED

OCT 8 - 2019

CARRIE TUBBS, County Clerk
By _____ Deputy

IN THE DISTRICT COURT OF COMANCHE
COUNTY OKLAHOMA

State of Oklahoma, County of Comanche
county clerk

I, DAVID R. STRINGER, of lawful age, being duly sworn upon oath, deposes and says: That I am the Publisher of The Lawton Constitution, a daily newspaper printed and published in the city of Lawton, County of Comanche, and state of Oklahoma, and that the advertisement above referred to, a true and the publication dates listed below.

Publication The Lawton Constitution: 09/09/19.

That said newspaper has been published continuously and uninterruptedly in said county during a period of one hundred and four consecutive weeks prior to the publication of the attached notice or advertisement: that it has been admitted to the United States mail as second-class mail matter, that it has a general paid circulation, and publishes news of general interest, and otherwise conforms with all of the statues of the State of Oklahoma governing legal publications.

Signed: _____

Signature

SUBSCRIBED and sworn to be me this day of
1st day of October, 2019

Toni Wilson



Notary Public

Acct #40882

Ad #641002

LEGAL NOTICE

Published in The Lawton Constitution
September 9, 2019

PUBLICATION SHEET — COMANCHE COUNTY, OKLAHOMA
FINANCIAL STATEMENT OF THE VARIOUS FUNDS FOR THE FISCAL YEAR ENDING JUNE 30, 2019,
AND ESTIMATE OF NEEDS FOR FISCAL YEAR ENDING JUNE 30, 2020, OF THE GOVERNING
BOARD OF COMANCHE COUNTY, OKLAHOMA

STATEMENT OF FINANCIAL CONDITION AS OF JUNE 30, 2019	GENERAL FUND Detail	HEALTH FUND Detail
ASSETS:		
Cash Balance June 30, 2019	\$4,307,466.49	\$2,335,727.01
TOTAL ASSETS	\$4,307,466.49	\$2,335,727.01
LIABILITIES AND RESERVES:		
Warrants Outstanding	\$ 248,013.41	\$ 259,016.83
Reserves From Schedule 8	\$ 262,225.00	\$ 203,913.14
TOTAL LIABILITIES AND RESERVES	\$ 510,238.41	\$ 462,929.97
CASH FUND BALANCE (Deficit)		\$ 462,929.97
JUNE 30, 2018	\$3,797,228.08	\$1,872,797.04
ESTIMATED NEEDS FOR FISCAL YEAR ENDING JUNE 30, 2020:		
GENERAL FUND		
Current Expense	\$10,427,765.81	
Total Required	\$10,427,765.81	
FINANCED:		
Cash Fund Balance	\$3,797,228.08	
Total Deductions	\$3,797,228.08	
Balance to Raise from Ad Valorem Tax	\$6,630,537.92	
HEALTH FUND		
Current Expense		\$3,532,051.84
Total Required		\$3,532,051.84
FINANCED:		
Cash Fund Balance		\$1,872,797.04
Total Deductions		\$1,872,797.04
Balance to Raise from Ad Valorem Tax		\$1,659,254.80

CERTIFICATE — GOVERNING BOARD

STATE OF OKLAHOMA, COUNTY OF COMANCHE, ss:

We, the undersigned duly elected, qualified Governing Officers of Comanche County, Oklahoma, do hereby certify that at a meeting of the Governing Body of the said County, begun at the time provided by law for Counties and pursuant to the provisions of 68 O.S. 1991 Sec. 3002, the foregoing statement was prepared and is a true and correct condition of the Financial Affairs of said County as reflected by the records of the County Clerk and Treasurer. We further certify that the foregoing estimate for current expenses for the fiscal year beginning July 1, 2019, and ending June 30, 2020, as shown are reasonably necessary for the proper conduct of the affairs of the said County, that the Estimated Income to be derived from sources other than ad valorem taxation does not exceed the lawfully authorized ration of the revenue derived from the same sources during the preceding fiscal year.

Gail Turner
Chairman of Board

Alvin Cargill
Commissioner

Johnny Owens
Commissioner

Attest: Carrie Tubbs
County Clerk

(SEAL)

Subscribed and sworn to before me this 3rd day of September, 2019.

Teresa Wilson Notary Public

ESTIMATE OF NEEDS BY APPROPRIATED ACCOUNT FOR 2018-2019

Governmental Budget Accounts

DEPARTMENTS OF GOVERNMENT APPROPRIATED ACCOUNTS	FISCAL YEAR 2017-2018 NEEDS AS APPROVED BY REQUESTED BY COUNTY GOVERNING BOARD EXCISE BOARD	
04 COUNTY SHERIFF:		
02h Other-Professional Services	\$12,000.00	\$12,000.00
02 Total	\$12,000.00	\$12,000.00
04 COUNTY SHERIFF:		
04a Personal Services	\$1,485,695.20	\$1,485,695.20
04d Maintenance and Operation	39,000.00	39,000.00
04e Capital Outlay	100.00	100.00
04i Other - Benefits	669,125.34	699,125.34
04 Total	\$2,193,920.54	\$2,193,920.54
06 COUNTY TREASURER:		
06a Personal Services	\$ 204,099.65	\$ 204,099.65
06c Travel	5,600.00	5,600.00
06d Maintenance and Operation	31,664.00	31,664.00
06e Capital Outlay	100.00	100.00
06g Other - Benefits	85,721.85	85,721.85
06 Total	\$327,185.50	\$327,185.50
08 COUNTY COMMISSIONERS:		
08a Personal Services	\$265,227.00	\$265,227.00
08c Travel	24,400.00	24,400.00
08e Capital Outlay	100.00	100.00
08g Other	111,395.34	111,395.34
08 Total	\$401,122.34	\$401,122.34
09 COUNTY COMMISSIONERS O.S.U. EXTENSION:		
09a Personal Services	\$125,877.00	\$125,877.00
09c Travel	\$16,100.00	\$16,100.00
09d Maintenance and Operation	\$10,000.00	\$10,000.00
09e Capital Outlay	\$100.00	\$100.00
09 Total	\$152,077.00	\$152,077.00
10 COUNTY CLERK:		
10a Personal Services	\$464,392.37	\$464,392.37
10c Travel	\$5,600.00	\$5,600.00
10d Maintenance and Operation	\$2,700.00	\$2,700.00
10e Capital Outlay	\$100.00	\$100.00
010h Other - Benefits	\$192,625.60	\$192,625.60
10 Total	\$665,417.97	\$665,417.97

14 COURT CLERK:		
14a Personal Services	\$569,765.00	\$569,765.00
14c Travel	\$4,800.00	\$4,800.00
14g Other - Benefits	\$244,999.00	\$244,999.00
14 Total	\$819,564.00	\$819,564.00
16 COUNTY ASSESSOR:		
16a Personal Services	\$271,713.92	\$271,713.92
16c Travel	\$12,800.00	\$12,800.00
16d Maintenance and Operation	\$7,900.00	\$7,900.00
16e Capital Outlay	\$100	\$100
16g Other - Benefits	\$118,117.44	\$118,117.44
16 Total	\$410,631.36	\$410,631.36
17a REVALUATION OF REAL PROPERTY:		
17a Personal Services	\$411,940.72	\$411,940.72
17c Travel	\$20,000.00	\$20,000.00
17d Maintenance and Operation	\$50,000.00	\$50,000.00
17e Capital, Outlay	\$34,799.00	\$34,799.00
17g Other - Contract Labor	\$73,830.00	\$73,830.00
17h Other - Benefits	\$763,584.83	\$763,584.83
17 Total	\$763,584.83	\$763,584.83
18 JUVENILE SHELTER BUREAU:		
18a Personal Services	\$339,965.06	\$339,965.06
18c Travel	2,000.00	2,000.00
18d Maintenance and Operation	13,000.00	13,000.00
18e Capital Outlay	1.00	1.00
18g Other	159,783.58	159,783.58
18 Total	\$514,749.64	\$514,749.64
20 GENERAL GOVERNMENT:		
20a Personal Services	\$160,262.00	\$160,262.00
20d Maintenance and Operation	475,209.30	475,209.30
20e Capital Outlay	100.00	100.00
20h - M&O W/C and Property Liability	687,389.00	687,389.00
20i Other - Contingency Fund	1,058,765.81	1,058,765.81
20j Other - Benefits	71,637.40	71,637.40
20 Total	\$2,453,363.51	\$2,453,363.51
21 EXCISE - EQUALIZATION BOARD:		
21a Personal Services	\$ 6,000.00	\$ 6,000.00
21c Travel	1,500.00	1,500.00
21g Other - Benefits	500.00	500.00
21 Total	\$ 8,000.00	\$ 8,000.00
22 COUNTY ELECTION EXPENSE:		
22a Personal Services	\$91,797.34	\$91,797.34
22b Part Time Help	\$20,000.00	\$20,000.00
22c Travel	500.00	500.00
22d Maintenance and Operation	10,000.00	10,500.00
22e Capital Outlay	100.00	100.00
22f Election Expense	10,500.00	10,500.00
22g Other - Benefits	38,554.88	38,554.88
22 Total	\$171,452.22	\$171,452.22
28 CHARITY:		
28d Maintenance and Operation	\$2,000.00	\$2,000.00
28 Total	\$2,000.00	\$2,000.00
32 LIBRARY:		
32f Lawton Library	\$25,000.00	\$25,000.00
32g Elgin Library	\$1,500.00	\$1,500.00
32 Total	\$26,500.00	\$26,500.00
CIVIL DEFENSE/EMERGENCY MANAGEMENT:		
34d Maintenance and Operation	\$131,963.33	\$131,963.33
34 Total	131,963.33	131,963.33
60 JUVENILE DETENTION CENTER:		
60d Maintenance and Operation	\$285,427.18	\$285,427.18
60 Total	\$285,427.18	\$285,427.18
61 E-911		
61d Maintenance and Operation	\$430,927.00	\$430,927.00
61 Total	\$430,927.00	\$430,927.00
82 COUNTY AUDIT BUDGET ACCOUNT:		
82a Salaries and Expense of Audit and Report	\$141,013.13	\$141,013.13
82 Total	\$141,013.13	\$141,013.13
84 FREE FAIR BUDGET ACCOUNT:		
84d Maintenance and Operation	\$255,826.00	\$255,826.00
84e Capital Outlay	2,000.00	2,000.00
84g Premiums and Awards	68,300.00	68,300.00
84 Total	\$326,126.00	\$326,126.00
89 COUNTY HOSPITAL BUDGET ACCOUNT:		
89d Maintenance and Operation	\$178,240.26	\$178,240.26
89 Total	\$179,973.00	\$179,973.00
TOTAL GENERAL FUND ACCOUNT	\$10,415,265.81	\$10,415,265.81
99 Provision for Interest on Warrants/Bank Fees	12,500.00	12,500.00
GRAND TOTAL GENERAL FUND	\$10,427,765.81	\$10,427,765.81

GENERAL FUND ACCOUNTS COVERING THE PERIOD JULY 1, 2018, to JUNE 30, 2019
ESTIMATE OF NEEDS FOR 2019-2020

EXHIBIT "A"

PAGE 1

Schedule 1, Current Balance Sheet - June 30, 2019		Amount
ASSETS:		
Cash Balance June 30, 2019	\$	4,307,466.49
Investments	\$	-
TOTAL ASSETS	\$	4,307,466.49
LIABILITIES AND RESERVES:		
Warrants Outstanding	\$	248,013.41
Reserve for Interest on Warrants	\$	-
Reserves From Schedule 8	\$	262,225.00
TOTAL LIABILITIES AND RESERVES	\$	510,238.41
CASH FUND BALANCE JUNE 30, 2019	\$	3,797,228.08
TOTAL LIABILITIES, RESERVES AND CASH FUND BALANCE	\$	4,307,466.49

Schedule 2, Revenue and Requirements - 2019-2020		
	Detail	Total
REVENUE:		
Cash Balance June 30, 2018	\$ 3,160,172.71	
Cash Fund Balance Transferred From Prior Years	\$ 460,890.83	
Current Ad Valorem Tax Apportioned	\$ 7,049,248.13	
Miscellaneous Revenue Apportioned	\$ 1,954,111.80	
TOTAL REVENUE		\$ 12,624,423.47
REQUIREMENTS:		
Claims Paid by Warrants Issued	\$ 8,554,439.20	
Reserves From Schedule 8	\$ 262,225.00	
Interest Paid on Warrants	\$ 10,531.19	
Reserve for Interest on Warrants	\$ -	
TOTAL REQUIREMENTS		\$ 8,827,195.39
ADD: CASH FUND BALANCE AS PER BALANCE SHEET 6-30-2019		\$ 3,797,228.08
TOTAL REQUIREMENTS AND CASH FUND BALANCE		\$ 12,624,423.47

Schedule 3, Cash Fund Balance Analysis - June 30, 2019		Amount
ADDITIONS:		
Miscellaneous Revenue Collected in Excess of Estimates-Net	\$	1,954,111.80
Warrants Estopped, Cancelled or Converted	\$	-
Fiscal Year 2018-2019 Lapsed Appropriations	\$	1,030,996.59
Fiscal Year 2017-2018 Lapsed Appropriations	\$	39,814.83
Ad Valorem Tax Collections in Excess of Estimate	\$	354,252.21
Prior Years Ad Valorem Tax	\$	421,076.00
TOTAL ADDITIONS	\$	3,800,251.43
DEDUCTIONS:		
Supplemental Appropriations	\$	(282,400.03)
Current Tax in Process of Collection	\$	-
TOTAL DEDUCTIONS	\$	(282,400.03)
Cash Fund Balance as per Balance Sheet 6-30-2019	\$	3,797,228.08
Composition of Cash Fund Balance:		
Cash	\$	3,797,228.08
Cash Fund Balance as per Balance Sheet 6-30-2019	\$	3,797,228.08

GENERAL FUND ACCOUNTS COVERING THE PERIOD JULY 1, 2018, to JUNE 30, 2019
ESTIMATE OF NEEDS FOR 2019-2020

EXHIBIT "A"

2a

Schedule 4, Miscellaneous Revenue		
SOURCE	2018-2019 ACCOUNT	
	AMOUNT	ACTUALLY
	ESTIMATED	COLLECTED
1000 CHARGES FOR SERVICES		
1111 County Clerk Fees	\$ -	\$ 376,849.73
1112 Sheriff Fees	\$ -	\$ -
1113 County Treasurer Fees	\$ -	\$ 3,387.00
1114 Court Clerk Costs and Fees	\$ -	\$ -
1115 District Attorney Fees	\$ -	\$ -
1116 County Engineer Fees (Ref. Planning Commission)	\$ -	\$ -
1117 County Health Fees	\$ -	\$ -
1118 Other- Election Reimb	\$ -	\$ 5,845.33
1119 Other-	\$ -	\$ -
1120 Other-	\$ -	\$ -
Total Charges For Services	\$ -	\$ 386,082.06
INTERGOVERNMENTAL REVENUES		
2000 INTERGOVERNMENTAL REVENUES - LOCAL SOURCES:		
2111 Court Fund Fees	\$ -	\$ -
2112 Housing Authority Payments in Lieu of Tax Revenue	\$ -	\$ -
2113 Revaluation of Real Property Reimbursements	\$ -	\$ 638,651.50
2114 Visual Inspection	\$ -	\$ -
2115 M & M Lien Fees	\$ -	\$ -
2116 Assignment Fees	\$ -	\$ -
2117 School Deputy Reimbursement	\$ -	\$ -
2118 O.S.U Extension Reimbursement	\$ -	\$ -
2119 County Library Fines	\$ -	\$ -
2120 Public Health Contributions	\$ -	\$ -
2121 Highway Budget Account Miscellaneous	\$ -	\$ -
2122 Other -	\$ -	\$ -
2123 Other -	\$ -	\$ -
2124 Other -	\$ -	\$ -
Total - Local Sources	\$ -	\$ 638,651.50
3000 INTERGOVERNMENTAL REVENUES - STATE SOURCES:		
3111 County Sales Tax - OTC	\$ -	\$ -
3112 Motor Vehicle Collections for Counties - OTC Code 0815	\$ -	\$ 50,456.85
3113 Boat & Motor License - OTC Code 6415	\$ -	\$ -
3114 Vehicle Registration (Title Fees) - OTC Code 6815 COCG	\$ -	\$ 139,307.15
3115 Aircraft License and Registration - OTC Code 6615	\$ -	\$ -
3116 Motor Vehicle Stamps - OTC	\$ -	\$ 18,487.70
3117 Other - OTC Cigarette Tax	\$ -	\$ 41,457.47
3118 Other - OTC	\$ -	\$ -
3119 Other - OTC	\$ -	\$ -
Sub-Total - OTC	\$ -	\$ 249,709.17
3211 Fish and Game Fines	\$ -	\$ 699.78
3212 State Election Reimbursement	\$ -	\$ 51,490.60
3213 State Payments in Lieu of Tax Revenue	\$ -	\$ 2,794.53
3214 Homestead Exemption Reimbursement	\$ -	\$ -
3215 Additional Homestead Exemption Reimbursement	\$ -	\$ -
3216 Transportation of Juveniles	\$ -	\$ -
3217 Documentary Stamps	\$ -	\$ -
3218 Farm Implement Tax Stamps	\$ -	\$ -
3219 State Grants	\$ -	\$ -

Continued on page 2b

#####

GENERAL FUND ACCOUNTS COVERING THE PERIOD JULY 1, 2018, to JUNE 30, 2019
ESTIMATE OF NEEDS FOR 2019-2020

2018-2019 ACCOUNT OVER (UNDER)	BASIS AND LIMIT OF ENSUING ESTIMATE	2019-2020 ACCOUNT		
		CHARGEABLE INCOME	ESTIMATED BY GOVERNING BOARD	APPROVED BY EXCISE BOARD
\$ 376,849.73	0.00%	\$ -	\$ -	\$ -
\$ -	90.00%	\$ -	\$ -	\$ -
\$ 3,387.00	0.00%	\$ -	\$ -	\$ -
\$ -	90.00%	\$ -	\$ -	\$ -
\$ -	90.00%	\$ -	\$ -	\$ -
\$ -	90.00%	\$ -	\$ -	\$ -
\$ -	90.00%	\$ -	\$ -	\$ -
\$ 5,845.33	0.00%	\$ -	\$ -	\$ -
\$ -	90.00%	\$ -	\$ -	\$ -
\$ -	90.00%	\$ -	\$ -	\$ -
\$ 386,082.06		\$ -	\$ -	\$ -
\$ -	90.00%	\$ -	\$ -	\$ -
\$ -	90.00%	\$ -	\$ -	\$ -
\$ 638,651.50	0.00%	\$ -	\$ -	\$ -
\$ -	90.00%	\$ -	\$ -	\$ -
\$ -	90.00%	\$ -	\$ -	\$ -
\$ -	90.00%	\$ -	\$ -	\$ -
\$ -	90.00%	\$ -	\$ -	\$ -
\$ -	90.00%	\$ -	\$ -	\$ -
\$ -	90.00%	\$ -	\$ -	\$ -
\$ -	90.00%	\$ -	\$ -	\$ -
\$ -	90.00%	\$ -	\$ -	\$ -
\$ -	90.00%	\$ -	\$ -	\$ -
\$ 638,651.50		\$ -	\$ -	\$ -
\$ -	90.00%	\$ -	\$ -	\$ -
\$ 50,456.85	0.00%	\$ -	\$ -	\$ -
\$ -	90.00%	\$ -	\$ -	\$ -
\$ 139,307.15	0.00%	\$ -	\$ -	\$ -
\$ -	90.00%	\$ -	\$ -	\$ -
\$ 18,487.70	0.00%	\$ -	\$ -	\$ -
\$ 41,457.47	0.00%	\$ -	\$ -	\$ -
\$ -	90.00%	\$ -	\$ -	\$ -
\$ -	90.00%	\$ -	\$ -	\$ -
\$ 249,709.17		\$ -	\$ -	\$ -
\$ 699.78	0.00%	\$ -	\$ -	\$ -
\$ 51,490.60	0.00%	\$ -	\$ -	\$ -
\$ 2,794.53	0.00%	\$ -	\$ -	\$ -
\$ -	90.00%	\$ -	\$ -	\$ -
\$ -	90.00%	\$ -	\$ -	\$ -
\$ -	90.00%	\$ -	\$ -	\$ -
\$ -	90.00%	\$ -	\$ -	\$ -
\$ -	90.00%	\$ -	\$ -	\$ -
\$ -	90.00%	\$ -	\$ -	\$ -
\$ -	90.00%	\$ -	\$ -	\$ -

GENERAL FUND ACCOUNTS COVERING THE PERIOD JULY 1, 2018, to JUNE 30, 2019
ESTIMATE OF NEEDS FOR 2019-2020

EXHIBIT "A"

2b

Schedule 4, Miscellaneous Revenue		
SOURCE	2018-2019 ACCOUNT	
	AMOUNT	ACTUALLY
	ESTIMATED	COLLECTED
Continued from page 2a		
3220 District Attorney Reimbursement - State	\$ -	\$ -
3221 Civil Defense Reimbursement	\$ -	\$ -
3222 Emergency Management Reimbursement	\$ -	\$ -
3223 Food Stamp Reimbursement	\$ -	\$ -
3224 Tick Eradication Reimbursement	\$ -	\$ -
3225 Welfare Agencies Miscellaneous	\$ -	\$ -
3226 Other -	\$ -	\$ -
3227 Other -	\$ -	\$ -
3228 Other -	\$ -	\$ -
Total State Sources	\$ -	\$ 304,694.08
4000 INTERGOVERNMENTAL REVENUES - FEDERAL SOURCES:		
4111 Flood Control	\$ -	\$ -
4112 Federal Grants	\$ -	\$ 69,158.25
4113 Federal Payments in Lieu of Tax Revenues	\$ -	\$ 3,417.36
4114 Bureau of Land Management	\$ -	\$ -
4115 District Attorney Reimbursement - Federal	\$ -	\$ -
4116 J.T.P.A. Salary Reimbursement	\$ -	\$ -
4117 Other - Depat of the Interior	\$ -	\$ 167,738.00
4118 Other -	\$ -	\$ -
4119 Other -	\$ -	\$ -
Total Federal Sources	\$ -	\$ 240,313.61
Grand Total Intergovernmental Revenues	\$ -	\$ 1,183,659.19
5000 MISCELLANEOUS REVENUE:		
5111 Interest on Investments	\$ -	\$ 252,518.84
5112 Rental or Lease of County Property	\$ -	\$ 1,656.00
5113 Sale of County Property	\$ -	\$ -
5114 Royalty	\$ -	\$ -
5115 Individual Redemption	\$ -	\$ -
5116 Insurance Recoveries	\$ -	\$ -
5117 Insurance Reimbursements	\$ -	\$ 777.00
5118 Public Finance Authority Reimbursement	\$ -	\$ -
5119 Rural Fire Runs	\$ -	\$ -
5120 Copies	\$ -	\$ -
5121 Return Check Charges	\$ -	\$ -
5122 Mowing & Trash Reimbursement	\$ -	\$ -
5123 Utility Reimbursements	\$ -	\$ 117,086.43
5124 Resale Property Fund Distribution	\$ -	\$ -
5125 Estry - Sales	\$ -	\$ -
5126 Vending Machine Commissions	\$ -	\$ -
5127 Other Concessions	\$ -	\$ -
5128 Indian Deputy Salary Reimbursement	\$ -	\$ -
5129 Other - reimbursements	\$ -	\$ 571.82
5130 Other - Misc.	\$ -	\$ 11,760.46
5131 Other -	\$ -	\$ -
Total Miscellaneous Revenue	\$ -	\$ 384,370.55
6000 NON-REVENUE RECEIPTS:		
6111 Contributions from Other Funds	\$ -	\$ -
Grand Total General Fund	\$ -	\$ 1,954,111.80

GENERAL FUND ACCOUNTS COVERING THE PERIOD JULY 1, 2018, to JUNE 30, 2019
ESTIMATE OF NEEDS FOR 2019-2020

2018-2019 ACCOUNT	BASIS AND LIMIT OF ENSUING ESTIMATE	2019-2020 ACCOUNT		
OVER (UNDER)		CHARGEABLE INCOME	ESTIMATED BY GOVERNING BOARD	APPROVED BY EXCISE BOARD
\$ -	90.00%	\$ -	\$ -	\$ -
\$ -	90.00%	\$ -	\$ -	\$ -
\$ -	90.00%	\$ -	\$ -	\$ -
\$ -	90.00%	\$ -	\$ -	\$ -
\$ -	90.00%	\$ -	\$ -	\$ -
\$ -	90.00%	\$ -	\$ -	\$ -
\$ -	90.00%	\$ -	\$ -	\$ -
\$ -	90.00%	\$ -	\$ -	\$ -
\$ -	90.00%	\$ -	\$ -	\$ -
\$ 304,694.08		\$ -	\$ -	\$ -
\$ -	90.00%	\$ -	\$ -	\$ -
\$ 69,158.25	0.00%	\$ -	\$ -	\$ -
\$ 3,417.36	0.00%	\$ -	\$ -	\$ -
\$ -	90.00%	\$ -	\$ -	\$ -
\$ -	90.00%	\$ -	\$ -	\$ -
\$ -	90.00%	\$ -	\$ -	\$ -
\$ 167,738.00	0.00%	\$ -	\$ -	\$ -
\$ -	90.00%	\$ -	\$ -	\$ -
\$ -	90.00%	\$ -	\$ -	\$ -
\$ 240,313.61		\$ -	\$ -	\$ -
\$ 1,183,659.19		\$ -	\$ -	\$ -
\$ 252,518.84	0.00%	\$ -	\$ -	\$ -
\$ 1,656.00	0.00%	\$ -	\$ -	\$ -
\$ -	90.00%	\$ -	\$ -	\$ -
\$ -	90.00%	\$ -	\$ -	\$ -
\$ -	90.00%	\$ -	\$ -	\$ -
\$ -	90.00%	\$ -	\$ -	\$ -
\$ 777.00	0.00%	\$ -	\$ -	\$ -
\$ -	90.00%	\$ -	\$ -	\$ -
\$ -	90.00%	\$ -	\$ -	\$ -
\$ -	90.00%	\$ -	\$ -	\$ -
\$ -	90.00%	\$ -	\$ -	\$ -
\$ -	90.00%	\$ -	\$ -	\$ -
\$ 117,086.43	0.00%	\$ -	\$ -	\$ -
\$ -	90.00%	\$ -	\$ -	\$ -
\$ -	90.00%	\$ -	\$ -	\$ -
\$ -	90.00%	\$ -	\$ -	\$ -
\$ -	90.00%	\$ -	\$ -	\$ -
\$ -	90.00%	\$ -	\$ -	\$ -
\$ 571.82	0.00%	\$ -	\$ -	\$ -
\$ 11,760.46	0.00%	\$ -	\$ -	\$ -
\$ -	90.00%	\$ -	\$ -	\$ -
\$ 384,370.55		\$ -	\$ -	\$ -
\$ -	90.00%	\$ -	\$ -	\$ -
\$ 1,954,111.80		\$ -	\$ -	\$ -

GENERAL FUND ACCOUNTS COVERING THE PERIOD JULY 1, 2018, to JUNE 30, 2019
ESTIMATE OF NEEDS FOR 2019-2020

EXHIBIT "A"

Schedule 5, Expenditures General Fund Cash Accounts of Current and All Prior Years	
CURRENT AND ALL PRIOR YEARS	2018-2019
Cash Balance Reported to Excise Board 6-30-2018	\$ 3,445,596.09
Cash Fund Balance Transferred Out	\$ 285,427.18
Cash Fund Balance Transferred In	\$ 3.80
Adjusted Cash Balance	\$ 3,160,172.71
Ad Valorem Tax Apportioned To Year In Caption	\$ 7,049,248.13
Miscellaneous Revenue (Schedule 4)	\$ 1,954,111.80
Cash Fund Balance Forward From Preceding Year	\$ 460,890.83
Prior Expenditures Recovered	\$ -
TOTAL RECEIPTS	\$ 9,464,250.76
TOTAL RECEIPTS AND BALANCE	\$ 12,624,423.47
Warrants of Year in Caption	\$ 8,306,425.79
Interest Paid Thereon	\$ 10,531.19
TOTAL DISBURSEMENTS	\$ 8,316,956.98
CASH BALANCE JUNE 30, 2019	\$ 4,307,466.49
Reserve for Warrants Outstanding	\$ 248,013.41
Reserve for Interest on Warrants	\$ -
Reserves From Schedule 8	\$ 262,225.00
TOTAL LIABILITES AND RESERVE	\$ 510,238.41
DEFICIT: (Red Figure)	\$ -
CASH BALANCE FORWARD TO SUCCEEDING YEAR	\$ 3,797,228.08

Schedule 6, General Fund Warrant Account of Current and All Prior Years	
CURRENT AND ALL PRIOR YEARS	TOTAL
Warrants Outstanding 6-30-2018 of Year in Caption	\$ 15,646.27
Warrants Registered During Year	\$ 8,748,377.07
TOTAL	\$ 8,764,023.34
Warrants Paid During Year	\$ 8,516,009.93
Warrants Converted to Bonds or Judgements	\$ -
Warrants Cancelled	\$ -
Warrants Estopped by Statute	\$ -
TOTAL WARRANTS RETIRED	\$ 8,516,009.93
BALANCE WARRANTS OUTSTANDING JUNE 30, 2019	\$ 248,013.41

Schedule 7, 2018 Ad Valorem Tax Account			
2018 Net Valuation Certified To County Excise Board	719,892,034.00	10.230 Mills	Amount
Total Proceeds of Levy as Certified			\$ 7,364,495.51
Additions:			\$ -
Deductions:			\$ -
Gross Balance Tax			\$ 7,364,495.51
Less Reserve for Delinquent Tax			\$ 669,499.59
Reserve for Protest Pending			\$ -
Balance Available Tax			\$ 6,694,995.92
Deduct 2018 Tax Apportioned			\$ 7,049,248.13
Net Balance 2018 Tax in Process of Collection or			\$ -
Excess Collections			\$ 354,252.21

S.A.&I. Form 2631R97 Entity: Comanche County,

#####

GENERAL FUND ACCOUNTS COVERING THE PERIOD JULY 1, 2018, to JUNE 30, 2019
ESTIMATE OF NEEDS FOR 2019-2020

Schedule 5, (Continued)						
2017-2018	2016-2017	2015-2016	2014-2015	2013-2014	2012-2013	TOTAL
\$ 249,398.97	\$ -	\$ -	\$ -	\$ -	\$ -	\$ 3,694,995.06
\$ -	\$ -	\$ -	\$ -	\$ -	\$ -	\$ 285,427.18
\$ -	\$ -	\$ -	\$ -	\$ -	\$ -	\$ 3.80
\$ 249,398.97	\$ -	\$ -	\$ -	\$ -	\$ -	\$ 3,409,571.68
\$ 421,076.00	\$ -	\$ -	\$ -	\$ -	\$ -	\$ 7,470,324.13
\$ -	\$ -	\$ -	\$ -	\$ -	\$ -	\$ 1,954,111.80
\$ -	\$ -	\$ -	\$ -	\$ -	\$ -	\$ 460,890.83
\$ -	\$ -	\$ -	\$ -	\$ -	\$ -	\$ -
\$ 421,076.00	\$ -	\$ -	\$ -	\$ -	\$ -	\$ 9,885,326.76
\$ 670,474.97	\$ -	\$ -	\$ -	\$ -	\$ -	\$ 13,294,898.44
\$ 209,584.14	\$ -	\$ -	\$ -	\$ -	\$ -	\$ 8,516,009.93
\$ -	\$ -	\$ -	\$ -	\$ -	\$ -	\$ 10,531.19
\$ 209,584.14	\$ -	\$ -	\$ -	\$ -	\$ -	\$ 8,526,541.12
\$ 460,890.83	\$ -	\$ -	\$ -	\$ -	\$ -	\$ 4,768,357.32
\$ -	\$ -	\$ -	\$ -	\$ -	\$ -	\$ 248,013.41
\$ -	\$ -	\$ -	\$ -	\$ -	\$ -	\$ -
\$ -	\$ -	\$ -	\$ -	\$ -	\$ -	\$ 262,225.00
\$ -	\$ -	\$ -	\$ -	\$ -	\$ -	\$ 510,238.41
\$ -	\$ -	\$ -	\$ -	\$ -	\$ -	\$ -
\$ 460,890.83	\$ -	\$ -	\$ -	\$ -	\$ -	\$ 4,258,118.91

Schedule 6, (Continued)						
2018-2019	2017-2018	2016-2017	2015-2016	2014-2015	2013-2014	2012-2013
\$ -	\$ 15,646.27	\$ -	\$ -	\$ -	\$ -	\$ -
\$ 8,554,439.20	\$ 193,937.87	\$ -	\$ -	\$ -	\$ -	\$ -
\$ 8,554,439.20	\$ 209,584.14	\$ -	\$ -	\$ -	\$ -	\$ -
\$ 8,306,425.79	\$ 209,584.14	\$ -	\$ -	\$ -	\$ -	\$ -
\$ -	\$ -	\$ -	\$ -	\$ -	\$ -	\$ -
\$ -	\$ -	\$ -	\$ -	\$ -	\$ -	\$ -
\$ -	\$ -	\$ -	\$ -	\$ -	\$ -	\$ -
\$ -	\$ -	\$ -	\$ -	\$ -	\$ -	\$ -
\$ 8,306,425.79	\$ 209,584.14	\$ -	\$ -	\$ -	\$ -	\$ -
\$ 248,013.41	\$ -	\$ -	\$ -	\$ -	\$ -	\$ -

Schedule 9, General Fund Investments						
INVESTED IN	Investments on Hand June 30, 2018	Since Purchased	LIQUIDATIONS		Barred by Court Order	Investments on Hand June 30, 2019
			By Collections of Cost	Amortized Premium		
	\$ -	\$ -	\$ -	\$ -	\$ -	\$ -
	\$ -	\$ -	\$ -	\$ -	\$ -	\$ -
	\$ -	\$ -	\$ -	\$ -	\$ -	\$ -
	\$ -	\$ -	\$ -	\$ -	\$ -	\$ -
	\$ -	\$ -	\$ -	\$ -	\$ -	\$ -
	\$ -	\$ -	\$ -	\$ -	\$ -	\$ -
	\$ -	\$ -	\$ -	\$ -	\$ -	\$ -
	\$ -	\$ -	\$ -	\$ -	\$ -	\$ -
	\$ -	\$ -	\$ -	\$ -	\$ -	\$ -
	\$ -	\$ -	\$ -	\$ -	\$ -	\$ -
TOTAL INVESTMENTS	\$ -	\$ -	\$ -	\$ -	\$ -	\$ -

GENERAL FUND ACCOUNTS COVERING THE PERIOD JULY 1, 2018, to JUNE 30, 2019
ESTIMATE OF NEEDS FOR 2019-2020

EXHIBIT "A"

4a

Schedule 8(a), Report Of Prior Year's Expenditures				
DEPARTMENTS OF GOVERNMENT APPROPRIATED ACCOUNTS	FISCAL YEAR ENDING JUNE 30, 2018			ORIGINAL APPROPRIATIONS
	RESERVES	WARRANTS	BALANCE	
	6-30-2018	SINCE ISSUED	LAPSED APPROPRIATIONS	
01 DISTRICT ATTORNEY - STATE:				
01a Personal Services	\$ -	\$ -	\$ -	\$ -
01b Part Time Help	\$ -	\$ -	\$ -	\$ -
01c Travel	\$ -	\$ -	\$ -	\$ -
01d Maintenance and Operation	\$ -	\$ -	\$ -	\$ -
01e Capital Outlay	\$ -	\$ -	\$ -	\$ -
01f Intergovernmental	\$ -	\$ -	\$ -	\$ -
01g Other-	\$ -	\$ -	\$ -	\$ -
01 Total	\$ -	\$ -	\$ -	\$ -
02 DISTRICT ATTORNEY - COUNTY:				
02a Personal Services	\$ -	\$ -	\$ -	\$ -
02b Part Time Help	\$ -	\$ -	\$ -	\$ -
02c Travel	\$ -	\$ -	\$ -	\$ -
02d Maintenance and Operation	\$ -	\$ -	\$ -	\$ -
02e Capital Outlay	\$ -	\$ -	\$ -	\$ -
02f Intergovernmental	\$ -	\$ -	\$ -	\$ -
02g Law Library	\$ -	\$ -	\$ -	\$ -
02h Other- Professional Services	\$ -	\$ -	\$ -	\$ 12,000.00
02 Total	\$ -	\$ -	\$ -	\$ 12,000.00
04 COUNTY SHERIFF:				
04a Personal Services	\$ -	\$ -	\$ -	\$ 1,441,067.00
04b Part Time Help	\$ -	\$ -	\$ -	\$ -
04c Travel	\$ -	\$ -	\$ -	\$ -
04d Maintenance and Operation	\$ 999.23	\$ 740.23	\$ 259.00	\$ 31,000.00
04e Capital Outlay	\$ -	\$ -	\$ -	\$ 100.00
04f Intergovernmental	\$ -	\$ -	\$ -	\$ -
04g Sheriff's Fees	\$ -	\$ -	\$ -	\$ -
04h Board of Prisoners	\$ -	\$ -	\$ -	\$ -
04i Other - Benefits	\$ -	\$ -	\$ -	\$ 633,761.48
04 Total	\$ 999.23	\$ 740.23	\$ 259.00	\$ 2,105,928.48
06 COUNTY TREASURER:				
06a Personal Services	\$ -	\$ -	\$ -	\$ 203,897.00
06b Part Time Help	\$ -	\$ -	\$ -	\$ -
06c Travel	\$ -	\$ -	\$ -	\$ 4,800.00
06d Maintenance and Operation	\$ 6,600.00	\$ 6,571.56	\$ 28.44	\$ 31,050.19
06e Capital Outlay	\$ -	\$ -	\$ -	\$ 100.00
06f Intergovernmental	\$ -	\$ -	\$ -	\$ -
06g Other - Benefits	\$ 171.13	\$ 171.13	\$ -	\$ 85,636.74
06 Total	\$ 6,771.13	\$ 6,742.69	\$ 28.44	\$ 325,483.93
08 COUNTY COMMISSIONERS:				
08a Personal Services	\$ -	\$ -	\$ -	\$ 265,716.00
08b Part Time Help	\$ -	\$ -	\$ -	\$ -
08c Travel	\$ -	\$ -	\$ -	\$ 22,000.00
08d Maintenance and Operation	\$ -	\$ -	\$ -	\$ -
08e Capital Outlay	\$ -	\$ -	\$ -	\$ 100.00
08f Intergovernmental	\$ -	\$ -	\$ -	\$ -
08g Other - Benefits	\$ 113.83	\$ 113.83	\$ -	\$ 98,969.00
08 Total	\$ 113.83	\$ 113.83	\$ -	\$ 386,785.00

GENERAL FUND ACCOUNTS COVERING THE PERIOD JULY 1, 2018, to JUNE 30, 2019
ESTIMATE OF NEEDS FOR 2019-2020

EXHIBIT "A"

4b

Schedule 8(b), Report Of Prior Year's Expenditures				
DEPARTMENTS OF GOVERNMENT APPROPRIATED ACCOUNTS	FISCAL YEAR ENDING JUNE 30, 2018			ORIGINAL APPROPRIATIONS
	RESERVES	WARRANTS	BALANCE	
	6-30-2018	SINCE ISSUED	LAPSED APPROPRIATIONS	
09 COUNTY COMMISSIONERS O.S.U. EXTENSION:				
09a Personal Services	\$ -	\$ -	\$ -	\$ 125,877.00
09b Part Time Help	\$ -	\$ -	\$ -	\$ -
09c Travel	\$ 1,200.00	\$ 463.77	\$ 736.23	\$ 16,100.00
09d Maintenance and Operation	\$ 1,336.00	\$ 996.63	\$ 339.37	\$ 10,000.00
09e Capital Outlay	\$ 8,200.00	\$ 7,492.33	\$ 707.67	\$ 100.00
09f Intergovernmental	\$ -	\$ -	\$ -	\$ -
09g Other -	\$ -	\$ -	\$ -	\$ -
09 Total	\$ 10,736.00	\$ 8,952.73	\$ 1,783.27	\$ 152,077.00
10 COUNTY CLERK:				
10a Personal Services	\$ -	\$ -	\$ -	\$ 460,684.91
10b Part Time Help	\$ -	\$ -	\$ -	\$ -
10c Travel	\$ -	\$ -	\$ -	\$ 4,800.00
10d Maintenance and Operation	\$ 4,496.87	\$ 4,479.88	\$ 16.99	\$ 6,950.00
10e Capital Outlay	\$ -	\$ -	\$ -	\$ 100.00
10f Intergovernmental	\$ -	\$ -	\$ -	\$ -
10g Lien Fees	\$ -	\$ -	\$ -	\$ -
10h Other - Benefits	\$ 604.70	\$ 604.70	\$ -	\$ 191,068.46
10 Total	\$ 5,101.57	\$ 5,084.58	\$ 16.99	\$ 663,603.37
14 COURT CLERK:				
14a Personal Services	\$ -	\$ -	\$ -	\$ 564,664.00
14b Part Time Help	\$ -	\$ -	\$ -	\$ -
14c Travel	\$ -	\$ -	\$ -	\$ 4,800.00
14d Maintenance and Operation	\$ -	\$ -	\$ -	\$ -
14e Capital Outlay	\$ -	\$ -	\$ -	\$ -
14f Intergovernmental	\$ -	\$ -	\$ -	\$ -
14g Other - Benefits	\$ 1,021.91	\$ 1,021.91	\$ -	\$ 244,304.00
14 Total	\$ 1,021.91	\$ 1,021.91	\$ -	\$ 813,768.00
16 COUNTY ASSESSOR:				
16a Personal Services	\$ -	\$ -	\$ -	\$ 270,789.01
16b Part Time Help	\$ -	\$ -	\$ -	\$ -
16c Travel	\$ -	\$ -	\$ -	\$ 12,000.00
16d Maintenance and Operation	\$ -	\$ -	\$ -	\$ 7,900.00
16e Capital Outlay	\$ -	\$ -	\$ -	\$ 100.00
16f Intergovernmental	\$ -	\$ -	\$ -	\$ -
16g Other - Benefits	\$ 286.29	\$ 286.29	\$ -	\$ 118,117.44
16h Other -	\$ -	\$ -	\$ -	\$ -
16 Total	\$ 286.29	\$ 286.29	\$ -	\$ 408,906.45
17 REVALUATION OF REAL PROPERTY:				
17a Personal Services	\$ -	\$ -	\$ -	\$ 411,315.52
17b Part Time Help	\$ -	\$ -	\$ -	\$ -
17c Travel	\$ 50.00	\$ 4.50	\$ 45.50	\$ 20,000.00
17d Maintenance and Operation	\$ 7,901.05	\$ 6,523.48	\$ 1,377.57	\$ 50,000.00
17e Capital Outlay	\$ -	\$ -	\$ -	\$ 100.00
17f Intergovernmental	\$ -	\$ -	\$ -	\$ -
17g Other - Contract labor	\$ -	\$ -	\$ -	\$ 73,830.00
17h Other - Benefits	\$ 732.23	\$ 732.23	\$ -	\$ 168,005.38
17 Total	\$ 8,683.28	\$ 7,260.21	\$ 1,423.07	\$ 723,250.90

GENERAL FUND ACCOUNTS COVERING THE PERIOD JULY 1, 2018, to JUNE 30, 2019
ESTIMATE OF NEEDS FOR 2019-2020

FISCAL YEAR ENDING JUNE 30, 2019						Governmental Budget Accounts	
		NET AMOUNT	WARRANTS	RESERVES	LAPSED	NEEDS AS	APPROVED BY
SUPPLEMENTAL		OF	ISSUED		BALANCE	ESTIMATED BY	COUNTY
ADJUSTMENTS		APPROPRIATIONS			KNOWN TO BE	GOVERNING	EXCISE BOARD
ADDED	CANCELLED				UNENCUMBERED	BOARD	
\$ -	\$ 80,000.00	\$ 45,877.00	\$ 39,482.15	\$ -	\$ 6,394.85	\$ 125,877.00	\$ 125,877.00
\$ -	\$ -	\$ -	\$ -	\$ -	\$ -	\$ -	\$ -
\$ -	\$ 4,000.00	\$ 12,100.00	\$ 9,557.52	\$ -	\$ 2,542.48	\$ 16,100.00	\$ 16,100.00
\$ 14,000.00	\$ -	\$ 24,000.00	\$ 9,373.25	\$ 8,680.70	\$ 5,946.05	\$ 10,000.00	\$ 10,000.00
\$ 70,000.00	\$ -	\$ 70,100.00	\$ 16,999.99	\$ 49,088.52	\$ 4,011.49	\$ 100.00	\$ 100.00
\$ -	\$ -	\$ -	\$ -	\$ -	\$ -	\$ -	\$ -
\$ -	\$ -	\$ -	\$ -	\$ -	\$ -	\$ -	\$ -
\$ 84,000.00	\$ 84,000.00	\$ 152,077.00	\$ 75,412.91	\$ 57,769.22	\$ 18,894.87	\$ 152,077.00	\$ 152,077.00
\$ -	\$ 7,000.00	\$ 453,684.91	\$ 452,377.11	\$ -	\$ 1,307.80	\$ 464,392.37	\$ 464,392.37
\$ -	\$ -	\$ -	\$ -	\$ -	\$ -	\$ -	\$ -
\$ -	\$ -	\$ 4,800.00	\$ 4,800.00	\$ -	\$ -	\$ 5,600.00	\$ 5,600.00
\$ 7,600.00	\$ -	\$ 14,550.00	\$ 2,572.35	\$ 10,047.52	\$ 1,930.13	\$ 2,700.00	\$ 2,700.00
\$ 2,400.00	\$ -	\$ 2,500.00	\$ -	\$ 2,140.00	\$ 360.00	\$ 100.00	\$ 100.00
\$ -	\$ -	\$ -	\$ -	\$ -	\$ -	\$ -	\$ -
\$ -	\$ -	\$ -	\$ -	\$ -	\$ -	\$ -	\$ -
\$ -	\$ 3,000.00	\$ 188,068.46	\$ 186,693.52	\$ -	\$ 1,374.94	\$ 192,625.60	\$ 192,625.60
\$ 10,000.00	\$ 10,000.00	\$ 663,603.37	\$ 646,442.98	\$ 12,187.52	\$ 4,972.87	\$ 665,417.97	\$ 665,417.97
\$ -	\$ -	\$ 564,664.00	\$ 539,206.65	\$ -	\$ 25,457.35	\$ 569,765.00	\$ 569,765.00
\$ -	\$ -	\$ -	\$ -	\$ -	\$ -	\$ -	\$ -
\$ -	\$ -	\$ 4,800.00	\$ 4,800.00	\$ -	\$ -	\$ 4,800.00	\$ 4,800.00
\$ -	\$ -	\$ -	\$ -	\$ -	\$ -	\$ -	\$ -
\$ -	\$ -	\$ -	\$ -	\$ -	\$ -	\$ -	\$ -
\$ -	\$ -	\$ 244,304.00	\$ 230,266.60	\$ -	\$ 14,037.40	\$ 244,999.00	\$ 244,999.00
\$ -	\$ -	\$ 813,768.00	\$ 774,273.25	\$ -	\$ 39,494.75	\$ 819,564.00	\$ 819,564.00
\$ 7,443.01	\$ -	\$ 278,232.02	\$ 278,232.02	\$ -	\$ -	\$ 271,713.92	\$ 271,713.92
\$ -	\$ -	\$ -	\$ -	\$ -	\$ -	\$ -	\$ -
\$ 448.84	\$ -	\$ 12,448.84	\$ 10,300.73	\$ -	\$ 2,148.11	\$ 12,800.00	\$ 12,800.00
\$ -	\$ 4,503.00	\$ 3,397.00	\$ 2,698.39	\$ 698.61	\$ -	\$ 7,900.00	\$ 7,900.00
\$ -	\$ -	\$ 100.00	\$ -	\$ -	\$ 100.00	\$ 100.00	\$ 100.00
\$ -	\$ -	\$ -	\$ -	\$ -	\$ -	\$ -	\$ -
\$ -	\$ 3,388.85	\$ 114,728.59	\$ 114,378.64	\$ -	\$ 349.95	\$ 118,117.44	\$ 118,117.44
\$ -	\$ -	\$ -	\$ -	\$ -	\$ -	\$ -	\$ -
\$ 7,891.85	\$ 7,891.85	\$ 408,906.45	\$ 405,609.78	\$ 698.61	\$ 2,598.06	\$ 410,631.36	\$ 410,631.36
\$ -	\$ 2,619.15	\$ 408,696.37	\$ 408,648.71	\$ -	\$ 47.66	\$ 411,940.72	\$ 411,940.72
\$ -	\$ -	\$ -	\$ -	\$ -	\$ -	\$ -	\$ -
\$ -	\$ 12,622.46	\$ 7,377.54	\$ 7,231.44	\$ 100.00	\$ 46.10	\$ 20,000.00	\$ 20,000.00
\$ 14,027.15	\$ -	\$ 64,027.15	\$ 53,747.26	\$ 9,865.66	\$ 414.23	\$ 50,000.00	\$ 50,000.00
\$ 8,815.15	\$ -	\$ 8,915.15	\$ 6,998.55	\$ 1,816.60	\$ 100.00	\$ 34,799.00	\$ 34,799.00
\$ -	\$ -	\$ -	\$ -	\$ -	\$ -	\$ -	\$ -
\$ -	\$ 1,220.00	\$ 72,610.00	\$ 72,610.00	\$ -	\$ -	\$ 73,830.00	\$ 73,830.00
\$ -	\$ 6,380.69	\$ 161,624.69	\$ 160,981.91	\$ -	\$ 642.78	\$ 173,015.11	\$ 173,015.11
\$ 22,842.30	\$ 22,842.30	\$ 723,250.90	\$ 710,217.87	\$ 11,782.26	\$ 1,250.77	\$ 763,584.83	\$ 763,584.83

GENERAL FUND ACCOUNTS COVERING THE PERIOD JULY 1, 2018, to JUNE 30, 2019
ESTIMATE OF NEEDS FOR 2019-2020

EXHIBIT "A"

4c

Schedule 8(c), Report Of Prior Year's Expenditures				
DEPARTMENTS OF GOVERNMENT APPROPRIATED ACCOUNTS	FISCAL YEAR ENDING JUNE 30, 2018			ORIGINAL APPROPRIATIONS
	RESERVES 6-30-2018	WARRANTS SINCE ISSUED	BALANCE LAPSED APPROPRIATIONS	
18 JUVENILE SHELTER BUREAU:				
18a Personal Services	\$ -	\$ -	\$ -	\$ 343,483.84
18b Part Time Help	\$ -	\$ -	\$ -	\$ -
18c Travel	\$ -	\$ -	\$ -	\$ 2,000.00
18d Maintenance and Operation	\$ -	\$ -	\$ -	\$ 11,000.00
18e Capital Outlay	\$ -	\$ -	\$ -	\$ 1.00
18f Intergovernmental	\$ -	\$ -	\$ -	\$ -
18g Other - Benefits	\$ 680.97	\$ 680.97	\$ -	\$ 151,132.89
18 Total	\$ 680.97	\$ 680.97	\$ -	\$ 507,617.73
19 DISTRICT COURT:				
19a Personal Services	\$ -	\$ -	\$ -	\$ -
19b Part Time Help	\$ -	\$ -	\$ -	\$ -
19c Travel	\$ -	\$ -	\$ -	\$ -
19d Maintenance and Operation	\$ -	\$ -	\$ -	\$ -
19e Capital Outlay	\$ -	\$ -	\$ -	\$ -
19f Intergovernmental	\$ -	\$ -	\$ -	\$ -
19g Other -	\$ -	\$ -	\$ -	\$ -
19 Total	\$ -	\$ -	\$ -	\$ -
20 GENERAL GOVERNMENT				
20a Personal Services	\$ -	\$ -	\$ -	\$ 160,197.00
20b Part Time Help	\$ -	\$ -	\$ -	\$ -
20c Travel	\$ -	\$ -	\$ -	\$ -
20d Maintenance and Operation	\$ 57,974.01	\$ 30,896.04	\$ 27,077.97	\$ 599,578.51
20e Capital Outlay	\$ 917.50	\$ 917.50	\$ -	\$ 100.00
20f Intergovernmental - ASCOG	\$ -	\$ -	\$ -	\$ -
20g Other - Budget Preparation	\$ -	\$ -	\$ -	\$ -
20h Other - M&O W/C and Property liability	\$ -	\$ -	\$ -	\$ 681,440.00
20i Other - (Civil Defense 17/18) Contingency Fund 18/19	\$ 17,347.65	\$ 17,347.65	\$ -	\$ 927,217.77
20j Other - Benefits	\$ 357.72	\$ 357.72	\$ -	\$ 70,637.40
20 Total	\$ 76,596.88	\$ 49,518.91	\$ 27,077.97	\$ 2,439,170.68
21 EXCISE - EQUALIZATION BOARD:				
21a Personal Services	\$ -	\$ -	\$ -	\$ 6,000.00
21b Part Time Help	\$ -	\$ -	\$ -	\$ -
21c Travel	\$ 1,019.82	\$ 1,019.82	\$ -	\$ 1,500.00
21d Maintenance and Operation	\$ -	\$ -	\$ -	\$ -
21e Capital Outlay	\$ -	\$ -	\$ -	\$ -
21f Intergovernmental	\$ -	\$ -	\$ -	\$ -
21g Other - Benefits	\$ -	\$ -	\$ -	\$ 500.00
21 Total	\$ 1,019.82	\$ 1,019.82	\$ -	\$ 8,000.00
22 COUNTY ELECTION EXPENSE:				
22a Personal Services	\$ -	\$ -	\$ -	\$ 86,784.38
22b Part Time Help	\$ -	\$ -	\$ -	\$ 15,000.00
22c Travel	\$ 76.70	\$ 76.70	\$ -	\$ 150.00
22d Maintenance and Operation	\$ 787.56	\$ 786.47	\$ 1.09	\$ 8,150.00
22e Capital Outlay	\$ 3,030.00	\$ 3,030.00	\$ -	\$ 100.00
22f Election Expense	\$ 110.00	\$ 110.00	\$ -	\$ 10,500.00
22g Other - Benefits	\$ 208.28	\$ 208.28	\$ -	\$ 36,416.89
22 Total	\$ 4,212.54	\$ 4,211.45	\$ 1.09	\$ 157,101.27

GENERAL FUND ACCOUNTS COVERING THE PERIOD JULY 1, 2018, to JUNE 30, 2019
ESTIMATE OF NEEDS FOR 2019-2020

FISCAL YEAR ENDING JUNE 30, 2019						Governmental Budget Accounts FISCAL YEAR 2019-2020	
SUPPLEMENTAL ADJUSTMENTS		NET AMOUNT OF APPROPRIATIONS	WARRANTS ISSUED	RESERVES	LAPSED BALANCE KNOWN TO BE UNENCUMBERED	NEEDS AS ESTIMATED BY GOVERNING BOARD	APPROVED BY COUNTY EXCISE BOARD
ADDED	CANCELED						
\$ -	\$ 8,326.11	\$ 335,157.73	\$ 332,863.94	\$ -	\$ 2,293.79	\$ 339,965.06	\$ 339,965.06
\$ -	\$ -	\$ -	\$ -	\$ -	\$ -	\$ -	\$ -
\$ -	\$ -	\$ 2,000.00	\$ 228.58	\$ -	\$ 1,771.42	\$ 2,000.00	\$ 2,000.00
\$ -	\$ -	\$ 11,000.00	\$ 10,780.95	\$ -	\$ 219.05	\$ 13,000.00	\$ 13,000.00
\$ -	\$ -	\$ 1.00	\$ -	\$ -	\$ 1.00	\$ 1.00	\$ 1.00
\$ -	\$ -	\$ -	\$ -	\$ -	\$ -	\$ -	\$ -
\$ 8,326.11	\$ -	\$ 159,459.00	\$ 153,694.76	\$ -	\$ 5,764.24	\$ 159,783.58	\$ 159,783.58
\$ 8,326.11	\$ 8,326.11	\$ 507,617.73	\$ 497,568.23	\$ -	\$ 10,049.50	\$ 514,749.64	\$ 514,749.64
\$ -	\$ -	\$ -	\$ -	\$ -	\$ -	\$ -	\$ -
\$ -	\$ -	\$ -	\$ -	\$ -	\$ -	\$ -	\$ -
\$ -	\$ -	\$ -	\$ -	\$ -	\$ -	\$ -	\$ -
\$ -	\$ -	\$ -	\$ -	\$ -	\$ -	\$ -	\$ -
\$ -	\$ -	\$ -	\$ -	\$ -	\$ -	\$ -	\$ -
\$ -	\$ -	\$ -	\$ -	\$ -	\$ -	\$ -	\$ -
\$ -	\$ -	\$ -	\$ -	\$ -	\$ -	\$ -	\$ -
\$ -	\$ -	\$ -	\$ -	\$ -	\$ -	\$ -	\$ -
\$ -	\$ -	\$ -	\$ -	\$ -	\$ -	\$ -	\$ -
\$ -	\$ -	\$ -	\$ -	\$ -	\$ -	\$ -	\$ -
\$ -	\$ -	\$ -	\$ -	\$ -	\$ -	\$ -	\$ -
\$ -	\$ -	\$ 160,197.00	\$ 156,966.11	\$ -	\$ 3,230.89	\$ 160,262.00	\$ 160,262.00
\$ -	\$ -	\$ -	\$ -	\$ -	\$ -	\$ -	\$ -
\$ -	\$ -	\$ -	\$ -	\$ -	\$ -	\$ -	\$ -
\$ 668,440.00	\$ -	\$ 1,268,018.51	\$ 1,050,231.13	\$ 80,883.83	\$ 136,903.55	\$ 475,209.30	\$ 475,209.30
\$ 35,000.00	\$ -	\$ 35,100.00	\$ 16,160.24	\$ 3,800.00	\$ 15,139.76	\$ 100.00	\$ 100.00
\$ -	\$ -	\$ -	\$ -	\$ -	\$ -	\$ -	\$ -
\$ -	\$ -	\$ -	\$ -	\$ -	\$ -	\$ -	\$ -
\$ -	\$ 681,440.00	\$ -	\$ -	\$ -	\$ -	\$ 687,389.00	\$ 687,389.00
\$ -	\$ 58,600.00	\$ 868,617.77	\$ 152,863.22	\$ -	\$ 715,754.55	\$ 1,058,765.81	\$ 1,058,765.81
\$ -	\$ -	\$ 70,637.40	\$ 70,514.88	\$ -	\$ 122.52	\$ 71,637.40	\$ 71,637.40
\$ 703,440.00	\$ 740,040.00	\$ 2,402,570.68	\$ 1,446,735.58	\$ 84,683.83	\$ 871,151.27	\$ 2,453,363.51	\$ 2,453,363.51
\$ -	\$ -	\$ 6,000.00	\$ 5,300.00	\$ -	\$ 700.00	\$ 6,000.00	\$ 6,000.00
\$ -	\$ -	\$ -	\$ -	\$ -	\$ -	\$ -	\$ -
\$ -	\$ -	\$ 1,500.00	\$ 1,033.96	\$ -	\$ 466.04	\$ 1,500.00	\$ 1,500.00
\$ -	\$ -	\$ -	\$ -	\$ -	\$ -	\$ -	\$ -
\$ -	\$ -	\$ -	\$ -	\$ -	\$ -	\$ -	\$ -
\$ -	\$ -	\$ -	\$ -	\$ -	\$ -	\$ -	\$ -
\$ -	\$ -	\$ 500.00	\$ 405.53	\$ -	\$ 94.47	\$ 500.00	\$ 500.00
\$ -	\$ -	\$ 8,000.00	\$ 6,739.49	\$ -	\$ 1,260.51	\$ 8,000.00	\$ 8,000.00
\$ -	\$ 77.42	\$ 86,706.96	\$ 86,706.96	\$ -	\$ -	\$ 91,797.34	\$ 91,797.34
\$ 379.00	\$ -	\$ 15,379.00	\$ 15,239.00	\$ -	\$ 140.00	\$ 20,000.00	\$ 20,000.00
\$ -	\$ -	\$ 150.00	\$ 141.05	\$ -	\$ 8.95	\$ 500.00	\$ 500.00
\$ 6,321.59	\$ -	\$ 14,471.59	\$ 7,949.59	\$ 6,476.98	\$ 45.02	\$ 10,000.00	\$ 10,000.00
\$ -	\$ 8.95	\$ 91.05	\$ -	\$ -	\$ 91.05	\$ 100.00	\$ 100.00
\$ -	\$ 6,090.07	\$ 4,409.93	\$ 4,409.93	\$ -	\$ -	\$ 10,500.00	\$ 10,500.00
\$ 2,503.00	\$ -	\$ 38,919.89	\$ 38,767.72	\$ -	\$ 152.17	\$ 38,554.88	\$ 38,554.88
\$ 9,203.59	\$ 6,176.44	\$ 160,128.42	\$ 153,214.25	\$ 6,476.98	\$ 437.19	\$ 171,452.22	\$ 171,452.22

GENERAL FUND ACCOUNTS COVERING THE PERIOD JULY 1, 2018, to JUNE 30, 2019
ESTIMATE OF NEEDS FOR 2019-2020

EXHIBIT "A"

4d

Schedule 8(d), Report Of Prior Year's Expenditures				
DEPARTMENTS OF GOVERNMENT APPROPRIATED ACCOUNTS	FISCAL YEAR ENDING JUNE 30, 2018			ORIGINAL APPROPRIATIONS
	RESERVES	WARRANTS	BALANCE	
	6-30-2018	SINCE ISSUED	LAPSED APPROPRIATIONS	
23 INSURANCE - BENEFITS:				
23a Hospital	\$ -	\$ -	\$ -	\$ -
23b Accident	\$ -	\$ -	\$ -	\$ -
23c Life	\$ -	\$ -	\$ -	\$ -
23d Property	\$ -	\$ -	\$ -	\$ -
23e Workmans Compensation	\$ -	\$ -	\$ -	\$ -
23f Unemployment	\$ -	\$ -	\$ -	\$ -
23g Retirement	\$ -	\$ -	\$ -	\$ -
23h Self Insured	\$ -	\$ -	\$ -	\$ -
23i FICA	\$ -	\$ -	\$ -	\$ -
23j Other -	\$ -	\$ -	\$ -	\$ -
23 Total	\$ -	\$ -	\$ -	\$ -
24 COUNTY PURCHASING AGENT:				
24a Personal Services	\$ -	\$ -	\$ -	\$ -
24b Part Time Help	\$ -	\$ -	\$ -	\$ -
24c Travel	\$ -	\$ -	\$ -	\$ -
24d Maintenance and Operation	\$ -	\$ -	\$ -	\$ -
24e Capital Outlay	\$ -	\$ -	\$ -	\$ -
24f Intergovernmental	\$ -	\$ -	\$ -	\$ -
24g Other -	\$ -	\$ -	\$ -	\$ -
24 Total	\$ -	\$ -	\$ -	\$ -
25 DATA PROCESSING:				
25a Personal Services	\$ -	\$ -	\$ -	\$ -
25b Part Time Help	\$ -	\$ -	\$ -	\$ -
25c Travel	\$ -	\$ -	\$ -	\$ -
25d Maintenance and Operation	\$ -	\$ -	\$ -	\$ -
25e Capital Outlay	\$ -	\$ -	\$ -	\$ -
25f Intergovernmental	\$ -	\$ -	\$ -	\$ -
25g Other -	\$ -	\$ -	\$ -	\$ -
25 Total	\$ -	\$ -	\$ -	\$ -
26 COUNTY SUPT. OF HEALTH				
26a Personal Services	\$ -	\$ -	\$ -	\$ -
26b Part Time Help	\$ -	\$ -	\$ -	\$ -
26c Travel	\$ -	\$ -	\$ -	\$ -
26d Maintenance and Operation	\$ -	\$ -	\$ -	\$ -
26e Capital Outlay	\$ -	\$ -	\$ -	\$ -
26f Intergovernmental	\$ -	\$ -	\$ -	\$ -
26g Other -	\$ -	\$ -	\$ -	\$ -
26 Total	\$ -	\$ -	\$ -	\$ -
27 WELFARE AGENCIES:				
27a Personal Services	\$ -	\$ -	\$ -	\$ -
27b Part Time Help	\$ -	\$ -	\$ -	\$ -
27c Travel	\$ -	\$ -	\$ -	\$ -
27d Maintenance and Operation	\$ -	\$ -	\$ -	\$ -
27e Capital Outlay	\$ -	\$ -	\$ -	\$ -
27f Intergovernmental	\$ -	\$ -	\$ -	\$ -
27g Other -	\$ -	\$ -	\$ -	\$ -
27 Total	\$ -	\$ -	\$ -	\$ -

GENERAL FUND ACCOUNTS COVERING THE PERIOD JULY 1, 2018, to JUNE 30, 2019
ESTIMATE OF NEEDS FOR 2019-2020

EXHIBIT "A"

4e

Schedule 8(e), Report Of Prior Year's Expenditures				
DEPARTMENTS OF GOVERNMENT APPROPRIATED ACCOUNTS	FISCAL YEAR ENDING JUNE 30, 2018			ORIGINAL APPROPRIATIONS
	RESERVES 6-30-2018	WARRANTS SINCE ISSUED	BALANCE LAPSED APPROPRIATIONS	
28 CHARITY:				
28a Personal Services	\$ -	\$ -	\$ -	\$ -
28b Part Time Help	\$ -	\$ -	\$ -	\$ -
28c Travel	\$ -	\$ -	\$ -	\$ -
28d Maintenance and Operation	\$ -	\$ -	\$ -	\$ 2,000.00
28e Capital Outlay	\$ -	\$ -	\$ -	\$ -
28f Intergovernmental	\$ -	\$ -	\$ -	\$ -
28g Other -	\$ -	\$ -	\$ -	\$ -
28 Total	\$ -	\$ -	\$ -	\$ 2,000.00
29 FIRE FIGHTING SERVICES:				
29a Personal Services	\$ -	\$ -	\$ -	\$ -
29b Part Time Help	\$ -	\$ -	\$ -	\$ -
29c Travel	\$ -	\$ -	\$ -	\$ -
29d Maintenance and Operation	\$ -	\$ -	\$ -	\$ -
29e Capital Outlay	\$ -	\$ -	\$ -	\$ -
29f Intergovernmental	\$ -	\$ -	\$ -	\$ -
29g Equipment Lease Rentals	\$ -	\$ -	\$ -	\$ -
29h Other -	\$ -	\$ -	\$ -	\$ -
29i Other -	\$ -	\$ -	\$ -	\$ -
29 Total	\$ -	\$ -	\$ -	\$ -
30 RECORDING ACCOUNT:				
30a Personal Services	\$ -	\$ -	\$ -	\$ -
30b Part Time Help	\$ -	\$ -	\$ -	\$ -
30c Travel	\$ -	\$ -	\$ -	\$ -
30d Maintenance and Operation	\$ -	\$ -	\$ -	\$ -
30e Capital Outlay	\$ -	\$ -	\$ -	\$ -
30f Intergovernmental	\$ -	\$ -	\$ -	\$ -
30g Other -	\$ -	\$ -	\$ -	\$ -
30 Total	\$ -	\$ -	\$ -	\$ -
31 COUNTY ENGINEER:				
31a Personal Services	\$ -	\$ -	\$ -	\$ -
31b Part Time Help	\$ -	\$ -	\$ -	\$ -
31c Travel	\$ -	\$ -	\$ -	\$ -
31d Maintenance and Operation	\$ -	\$ -	\$ -	\$ -
31e Capital Outlay	\$ -	\$ -	\$ -	\$ -
31f Intergovernmental	\$ -	\$ -	\$ -	\$ -
31g Other -	\$ -	\$ -	\$ -	\$ -
31h Other -	\$ -	\$ -	\$ -	\$ -
31 Total	\$ -	\$ -	\$ -	\$ -
32 LIBRARY:				
32a Personal Services	\$ -	\$ -	\$ -	\$ -
32b Part Time Help	\$ -	\$ -	\$ -	\$ -
32c Travel	\$ -	\$ -	\$ -	\$ -
32d Maintenance and Operation	\$ -	\$ -	\$ -	\$ -
32e Capital Outlay	\$ -	\$ -	\$ -	\$ -
32f Lawton library	\$ -	\$ -	\$ -	\$ 25,000.00
32g Other - Elgin Library	\$ -	\$ -	\$ -	\$ 1,500.00
32 Total	\$ -	\$ -	\$ -	\$ 26,500.00

GENERAL FUND ACCOUNTS COVERING THE PERIOD JULY 1, 2018, to JUNE 30, 2019
ESTIMATE OF NEEDS FOR 2019-2020

EXHIBIT "A"

4f

Schedule 8(f), Report Of Prior Year's Expenditures				
DEPARTMENTS OF GOVERNMENT APPROPRIATED ACCOUNTS	FISCAL YEAR ENDING JUNE 30, 2018			ORIGINAL APPROPRIATIONS
	RESERVES	WARRANTS	BALANCE	
	6-30-2018	SINCE ISSUED	LAPSED APPROPRIATIONS	
33 PUBLIC DEFENDER:				
33a Personal Services	\$ -	\$ -	\$ -	\$ -
33b Part Time Help	\$ -	\$ -	\$ -	\$ -
33c Travel	\$ -	\$ -	\$ -	\$ -
33d Maintenance and Operation	\$ -	\$ -	\$ -	\$ -
33e Capital Outlay	\$ -	\$ -	\$ -	\$ -
33f Intergovernmental	\$ -	\$ -	\$ -	\$ -
33g Other -	\$ -	\$ -	\$ -	\$ -
33h Other -	\$ -	\$ -	\$ -	\$ -
33 Total	\$ -	\$ -	\$ -	\$ -
34 CIVIL DEFENSE: Emergency Management				
34a Personal Services	\$ -	\$ -	\$ -	\$ -
34b Part Time Help	\$ -	\$ -	\$ -	\$ -
34c Travel	\$ -	\$ -	\$ -	\$ -
34d Maintenance and Operation	\$ -	\$ -	\$ -	\$ 129,463.33
34e Capital Outlay	\$ -	\$ -	\$ -	\$ -
34f Intergovernmental	\$ -	\$ -	\$ -	\$ -
34g Other -	\$ -	\$ -	\$ -	\$ -
34 Total	\$ -	\$ -	\$ -	\$ 129,463.33
36 SOLID WASTE:				
36a Personal Services	\$ -	\$ -	\$ -	\$ -
36b Part Time Help	\$ -	\$ -	\$ -	\$ -
36c Travel	\$ -	\$ -	\$ -	\$ -
36d Maintenance and Operation	\$ -	\$ -	\$ -	\$ -
36e Capital Outlay	\$ -	\$ -	\$ -	\$ -
36f Intergovernmental	\$ -	\$ -	\$ -	\$ -
36g Other -	\$ -	\$ -	\$ -	\$ -
36h Other -	\$ -	\$ -	\$ -	\$ -
36 Total	\$ -	\$ -	\$ -	\$ -
38 SOIL CONSERVATION DISTRICT:				
38a Personal Services	\$ -	\$ -	\$ -	\$ -
38b Part Time Help	\$ -	\$ -	\$ -	\$ -
38c Travel	\$ -	\$ -	\$ -	\$ -
38d Maintenance and Operation	\$ -	\$ -	\$ -	\$ -
38e Capital Outlay	\$ -	\$ -	\$ -	\$ -
38f Intergovernmental	\$ -	\$ -	\$ -	\$ -
38g Other -	\$ -	\$ -	\$ -	\$ -
38h Other -	\$ -	\$ -	\$ -	\$ -
38 Total	\$ -	\$ -	\$ -	\$ -
40 REWARD FUND:				
40a Personal Services	\$ -	\$ -	\$ -	\$ -
40b Part Time Help	\$ -	\$ -	\$ -	\$ -
40c Travel	\$ -	\$ -	\$ -	\$ -
40d Maintenance and Operation	\$ -	\$ -	\$ -	\$ -
40e Capital Outlay	\$ -	\$ -	\$ -	\$ -
40f Intergovernmental	\$ -	\$ -	\$ -	\$ -
40g Other -	\$ -	\$ -	\$ -	\$ -
40 Total	\$ -	\$ -	\$ -	\$ -

GENERAL FUND ACCOUNTS COVERING THE PERIOD JULY 1, 2018, to JUNE 30, 2019
ESTIMATE OF NEEDS FOR 2019-2020

EXHIBIT "A"

4g

Schedule 8(g), Report Of Prior Year's Expenditures				
DEPARTMENTS OF GOVERNMENT APPROPRIATED ACCOUNTS	FISCAL YEAR ENDING JUNE 30, 2018			ORIGINAL APPROPRIATIONS
	RESERVES	WARRANTS	BALANCE	
	6-30-2018	SINCE ISSUED	LAPSED APPROPRIATIONS	
60 Juvenile Detention Center				
60a Personal Services	\$ -	\$ -	\$ -	\$ -
60b Part Time Help	\$ -	\$ -	\$ -	\$ -
60c Travel	\$ -	\$ -	\$ -	\$ -
60d Maintenance and Operation	\$ -	\$ -	\$ -	\$ 285,427.18
60e Capital Outlay	\$ -	\$ -	\$ -	\$ -
60f Intergovernmental	\$ -	\$ -	\$ -	\$ -
60g Other -	\$ -	\$ -	\$ -	\$ -
60h Other -	\$ -	\$ -	\$ -	\$ -
60 Total	\$ -	\$ -	\$ -	\$ 285,427.18
61 E-911				
61a Personal Services	\$ -	\$ -	\$ -	\$ -
61b Part Time Help	\$ -	\$ -	\$ -	\$ -
61c Travel	\$ -	\$ -	\$ -	\$ -
61d Maintenance and Operation	\$ 24,014.25	\$ 24,014.25	\$ -	\$ 399,952.62
61e Capital Outlay	\$ -	\$ -	\$ -	\$ -
61f Intergovernmental	\$ -	\$ -	\$ -	\$ -
61g Other -	\$ -	\$ -	\$ -	\$ -
61h Other -	\$ -	\$ -	\$ -	\$ -
61 Total	\$ 24,014.25	\$ 24,014.25	\$ -	\$ 399,952.62
62 Fairgrounds Expo Bldg				
62a Personal Services	\$ -	\$ -	\$ -	\$ -
62b Part Time Help	\$ -	\$ -	\$ -	\$ -
62c Travel	\$ -	\$ -	\$ -	\$ -
62d Maintenance and Operation	\$ -	\$ -	\$ -	\$ -
62e Capital Outlay	\$ -	\$ -	\$ -	\$ -
62f Intergovernmental	\$ -	\$ -	\$ -	\$ -
62g Other -	\$ -	\$ -	\$ -	\$ -
62h Other -	\$ -	\$ -	\$ -	\$ -
62 Total	\$ -	\$ -	\$ -	\$ -
63				
63a Personal Services	\$ -	\$ -	\$ -	\$ -
63b Part Time Help	\$ -	\$ -	\$ -	\$ -
63c Travel	\$ -	\$ -	\$ -	\$ -
63d Maintenance and Operation	\$ -	\$ -	\$ -	\$ -
63e Capital Outlay	\$ -	\$ -	\$ -	\$ -
63f Intergovernmental	\$ -	\$ -	\$ -	\$ -
63g Other -	\$ -	\$ -	\$ -	\$ -
63 Total	\$ -	\$ -	\$ -	\$ -
64				
64a Personal Services	\$ -	\$ -	\$ -	\$ -
64b Part Time Help	\$ -	\$ -	\$ -	\$ -
64c Travel	\$ -	\$ -	\$ -	\$ -
64d Maintenance and Operation	\$ -	\$ -	\$ -	\$ -
64e Capital Outlay	\$ -	\$ -	\$ -	\$ -
64f Intergovernmental	\$ -	\$ -	\$ -	\$ -
64g Other -	\$ -	\$ -	\$ -	\$ -
64 Total	\$ -	\$ -	\$ -	\$ -

GENERAL FUND ACCOUNTS COVERING THE PERIOD JULY 1, 2018, to JUNE 30, 2019
ESTIMATE OF NEEDS FOR 2019-2020

EXHIBIT "A"

4h

Schedule 8(h), Report Of Prior Year's Expenditures				
DEPARTMENTS OF GOVERNMENT APPROPRIATED ACCOUNTS	FISCAL YEAR ENDING JUNE 30, 2018			ORIGINAL APPROPRIATIONS
	RESERVES	WARRANTS	BALANCE	
	6-30-2018	SINCE ISSUED	LAPSED APPROPRIATIONS	
65 Fairground Expo				
65a Personal Services	\$ -	\$ -	\$ -	\$ -
65b Part Time Help	\$ -	\$ -	\$ -	\$ -
65c Travel	\$ -	\$ -	\$ -	\$ -
65d Maintenance and Operation	\$ -	\$ -	\$ -	\$ -
65e Capital Outlay	\$ -	\$ -	\$ -	\$ -
65f Intergovernmental	\$ -	\$ -	\$ -	\$ -
65g Other -	\$ -	\$ -	\$ -	\$ -
65h Other -	\$ -	\$ -	\$ -	\$ -
65 Total	\$ -	\$ -	\$ -	\$ -
66				
66a Personal Services	\$ -	\$ -	\$ -	\$ -
66b Part Time Help	\$ -	\$ -	\$ -	\$ -
66c Travel	\$ -	\$ -	\$ -	\$ -
66d Maintenance and Operation	\$ -	\$ -	\$ -	\$ -
66e Capital Outlay	\$ -	\$ -	\$ -	\$ -
66f Intergovernmental	\$ -	\$ -	\$ -	\$ -
66g Other -	\$ -	\$ -	\$ -	\$ -
66h Other -	\$ -	\$ -	\$ -	\$ -
66 Total	\$ -	\$ -	\$ -	\$ -
67				
67a Personal Services	\$ -	\$ -	\$ -	\$ -
67b Part Time Help	\$ -	\$ -	\$ -	\$ -
67c Travel	\$ -	\$ -	\$ -	\$ -
67d Maintenance and Operation	\$ -	\$ -	\$ -	\$ -
67e Capital Outlay	\$ -	\$ -	\$ -	\$ -
67f Intergovernmental	\$ -	\$ -	\$ -	\$ -
67g Other -	\$ -	\$ -	\$ -	\$ -
67h Other -	\$ -	\$ -	\$ -	\$ -
67 Total	\$ -	\$ -	\$ -	\$ -
68 Contingencies				
68a Personal Services	\$ -	\$ -	\$ -	\$ -
68b Part Time Help	\$ -	\$ -	\$ -	\$ -
68c Travel	\$ -	\$ -	\$ -	\$ -
68d Maintenance and Operation	\$ 93,515.00	\$ 84,290.00	\$ 9,225.00	\$ -
68e Capital Outlay	\$ -	\$ -	\$ -	\$ -
68f Intergovernmental	\$ -	\$ -	\$ -	\$ -
68g Other -	\$ -	\$ -	\$ -	\$ -
68 Total	\$ 93,515.00	\$ 84,290.00	\$ 9,225.00	\$ -
69				
69a Personal Services	\$ -	\$ -	\$ -	\$ -
69b Part Time Help	\$ -	\$ -	\$ -	\$ -
69c Travel	\$ -	\$ -	\$ -	\$ -
69d Maintenance and Operation	\$ -	\$ -	\$ -	\$ -
69e Capital Outlay	\$ -	\$ -	\$ -	\$ -
69f Intergovernmental	\$ -	\$ -	\$ -	\$ -
69g Other -	\$ -	\$ -	\$ -	\$ -
69 Total	\$ -	\$ -	\$ -	\$ -

GENERAL FUND ACCOUNTS COVERING THE PERIOD JULY 1, 2018, to JUNE 30, 2019
ESTIMATE OF NEEDS FOR 2019-2020

EXHIBIT "A"

4i

Schedule 8(i), Report Of Prior Year's Expenditures				
DEPARTMENTS OF GOVERNMENT APPROPRIATED ACCOUNTS	FISCAL YEAR ENDING JUNE 30, 2018			ORIGINAL APPROPRIATIONS
	RESERVES	WARRANTS	BALANCE	
	6-30-2018	SINCE ISSUED	LAPSED APPROPRIATIONS	
80 HIGHWAY BUDGET ACCOUNT:				
80a Personal Services	\$ -	\$ -	\$ -	\$ -
80b Part Time Help	\$ -	\$ -	\$ -	\$ -
80c Travel	\$ -	\$ -	\$ -	\$ -
80d Maintenance and Operation	\$ -	\$ -	\$ -	\$ -
80e Capital Outlay	\$ -	\$ -	\$ -	\$ -
80f Intergovernmental	\$ -	\$ -	\$ -	\$ -
80g Other -	\$ -	\$ -	\$ -	\$ -
80h Other -	\$ -	\$ -	\$ -	\$ -
80j Other -	\$ -	\$ -	\$ -	\$ -
80 Total	\$ -	\$ -	\$ -	\$ -
82 COUNTY AUDIT BUDGET ACCOUNT:				
82a Salaries and Expense of Audit and Report	\$ -	\$ -	\$ -	\$ 74,457.07
82b Intergovernmental	\$ -	\$ -	\$ -	\$ -
82c Other -	\$ -	\$ -	\$ -	\$ -
82 Total	\$ -	\$ -	\$ -	\$ 74,457.07
83 COUNTY CEMETARY ACCOUNT:				
83a Personal Services	\$ -	\$ -	\$ -	\$ -
83b Part Time Help	\$ -	\$ -	\$ -	\$ -
83c Travel	\$ -	\$ -	\$ -	\$ -
83d Maintenance and Operation	\$ -	\$ -	\$ -	\$ -
83e Capital Outlay	\$ -	\$ -	\$ -	\$ -
83f Intergovernmental	\$ -	\$ -	\$ -	\$ -
83g Other -	\$ -	\$ -	\$ -	\$ -
83h Other -	\$ -	\$ -	\$ -	\$ -
83 Total	\$ -	\$ -	\$ -	\$ -
84 FREE FAIR BUDGET ACCOUNT:				
84a Personal Services	\$ -	\$ -	\$ -	\$ -
84b Part Time Help	\$ -	\$ -	\$ -	\$ -
84c Travel	\$ -	\$ -	\$ -	\$ -
84d Maintenance and Operation	\$ -	\$ -	\$ -	\$ 255,826.00
84e Capital Outlay	\$ -	\$ -	\$ -	\$ 2,000.00
84f Intergovernmental	\$ -	\$ -	\$ -	\$ -
84g Premiums and Awards	\$ -	\$ -	\$ -	\$ 68,300.00
84h Other -	\$ -	\$ -	\$ -	\$ -
84i Other -	\$ -	\$ -	\$ -	\$ -
84 Total	\$ -	\$ -	\$ -	\$ 326,126.00
86 FREE FAIR IMPROVEMENT ACCOUNT:				
86a Personal Services	\$ -	\$ -	\$ -	\$ -
86b Part Time Help	\$ -	\$ -	\$ -	\$ -
86c Travel	\$ -	\$ -	\$ -	\$ -
86d Maintenance and Operation	\$ -	\$ -	\$ -	\$ -
86e Capital Outlay	\$ -	\$ -	\$ -	\$ -
86f Intergovernmental	\$ -	\$ -	\$ -	\$ -
86g Other -	\$ -	\$ -	\$ -	\$ -
86h Other -	\$ -	\$ -	\$ -	\$ -
86 Total	\$ -	\$ -	\$ -	\$ -

GENERAL FUND ACCOUNTS COVERING THE PERIOD JULY 1, 2018, to JUNE 30, 2019
ESTIMATE OF NEEDS FOR 2019-2020

EXHIBIT "A"

4j

Schedule 8(j), Report Of Prior Year's Expenditures				
DEPARTMENTS OF GOVERNMENT APPROPRIATED ACCOUNTS	FISCAL YEAR ENDING JUNE 30, 2018			ORIGINAL APPROPRIATIONS
	RESERVES	WARRANTS	BALANCE	
	6-30-2018	SINCE ISSUED	LAPSED APPROPRIATIONS	
87 LIBRARY BUDGET ACCOUNT:				
87a Personal Services	\$ -	\$ -	\$ -	\$ -
87b Part Time Help	\$ -	\$ -	\$ -	\$ -
87c Travel	\$ -	\$ -	\$ -	\$ -
87d Maintenance and Operation	\$ -	\$ -	\$ -	\$ -
87e Capital Outlay	\$ -	\$ -	\$ -	\$ -
87f Intergovernmental	\$ -	\$ -	\$ -	\$ -
87g Other -	\$ -	\$ -	\$ -	\$ -
87 Total	\$ -	\$ -	\$ -	\$ -
88 PUBLIC HEALTH BUDGET ACCOUNT:				
88a Personal Services	\$ -	\$ -	\$ -	\$ -
88b Part Time Help	\$ -	\$ -	\$ -	\$ -
88c Travel	\$ -	\$ -	\$ -	\$ -
88d Maintenance and Operation	\$ -	\$ -	\$ -	\$ -
88e Capital Outlay	\$ -	\$ -	\$ -	\$ -
88f Intergovernmental	\$ -	\$ -	\$ -	\$ -
88g Other -	\$ -	\$ -	\$ -	\$ -
88h Other -	\$ -	\$ -	\$ -	\$ -
88 Total	\$ -	\$ -	\$ -	\$ -
89 COUNTY HOSPITAL BUDGET ACCOUNT:				
89a Personal Services	\$ -	\$ -	\$ -	\$ -
89b Part Time Help	\$ -	\$ -	\$ -	\$ -
89c Travel	\$ -	\$ -	\$ -	\$ -
89d Maintenance and Operation	\$ -	\$ -	\$ -	\$ 179,973.00
89e Capital Outlay	\$ -	\$ -	\$ -	\$ -
89f Intergovernmental	\$ -	\$ -	\$ -	\$ -
89g Other -	\$ -	\$ -	\$ -	\$ -
89h Other -	\$ -	\$ -	\$ -	\$ -
89 Total	\$ -	\$ -	\$ -	\$ 179,973.00
90 CHILD GUIDANCE CLINIC				
90a Personal Services	\$ -	\$ -	\$ -	\$ -
90b Part Time Help	\$ -	\$ -	\$ -	\$ -
90c Travel	\$ -	\$ -	\$ -	\$ -
90d Maintenance and Operation	\$ -	\$ -	\$ -	\$ -
90e Capital Outlay	\$ -	\$ -	\$ -	\$ -
90f Intergovernmental	\$ -	\$ -	\$ -	\$ -
90g Other -	\$ -	\$ -	\$ -	\$ -
90 Total	\$ -	\$ -	\$ -	\$ -
91 TICK ERADICATION ACCOUNT:				
91a Personal Services	\$ -	\$ -	\$ -	\$ -
91b Part Time Help	\$ -	\$ -	\$ -	\$ -
91c Travel	\$ -	\$ -	\$ -	\$ -
91d Maintenance and Operation	\$ -	\$ -	\$ -	\$ -
91e Capital Outlay	\$ -	\$ -	\$ -	\$ -
91f Intergovernmental	\$ -	\$ -	\$ -	\$ -
91g Other -	\$ -	\$ -	\$ -	\$ -
91h Other -	\$ -	\$ -	\$ -	\$ -
91 Total	\$ -	\$ -	\$ -	\$ -

GENERAL FUND ACCOUNTS COVERING THE PERIOD JULY 1, 2018, to JUNE 30, 2019
ESTIMATE OF NEEDS FOR 2019-2020

EXHIBIT "A"

4k

Schedule 8(k), Report Of Prior Year's Expenditures				
DEPARTMENTS OF GOVERNMENT APPROPRIATED ACCOUNTS	FISCAL YEAR ENDING JUNE 30, 2018			ORIGINAL APPROPRIATIONS
	RESERVES	WARRANTS	BALANCE	
	6-30-2018	SINCE ISSUED	LAPSED APPROPRIATIONS	
92 BUILDING MAINTENANCE ACCOUNT:				
92a Personal Services	\$ -	\$ -	\$ -	\$ -
92b Part Time Help	\$ -	\$ -	\$ -	\$ -
92c Travel	\$ -	\$ -	\$ -	\$ -
92d Maintenance and Operation	\$ -	\$ -	\$ -	\$ -
92e Capital Outlay	\$ -	\$ -	\$ -	\$ -
92f Intergovernmental	\$ -	\$ -	\$ -	\$ -
92g Other -	\$ -	\$ -	\$ -	\$ -
92h Other -	\$ -	\$ -	\$ -	\$ -
92j Other -	\$ -	\$ -	\$ -	\$ -
92 Total	\$ -	\$ -	\$ -	\$ -
93				
93a Personal Services	\$ -	\$ -	\$ -	\$ -
93b Part Time Help	\$ -	\$ -	\$ -	\$ -
93c Travel	\$ -	\$ -	\$ -	\$ -
93d Maintenance and Operation	\$ -	\$ -	\$ -	\$ -
93e Capital Outlay	\$ -	\$ -	\$ -	\$ -
93f Intergovernmental	\$ -	\$ -	\$ -	\$ -
93g Other -	\$ -	\$ -	\$ -	\$ -
93h Other -	\$ -	\$ -	\$ -	\$ -
93 Total	\$ -	\$ -	\$ -	\$ -
94				
94a Personal Services	\$ -	\$ -	\$ -	\$ -
94b Part Time Help	\$ -	\$ -	\$ -	\$ -
94c Travel	\$ -	\$ -	\$ -	\$ -
94d Maintenance and Operation	\$ -	\$ -	\$ -	\$ -
94e Capital Outlay	\$ -	\$ -	\$ -	\$ -
94f Intergovernmental	\$ -	\$ -	\$ -	\$ -
94g Other -	\$ -	\$ -	\$ -	\$ -
94h Other -	\$ -	\$ -	\$ -	\$ -
94 Total	\$ -	\$ -	\$ -	\$ -
98 OTHER USE:				
98a Other Deductions	\$ -	\$ -	\$ -	\$ -
98 Total	\$ -	\$ -	\$ -	\$ -
TOTAL GENERAL FUND ACCOUNT				
	\$ 233,752.70	\$ 193,937.87	\$ 39,814.83	\$ 10,127,592.01
SUBJECT TO WARRANT ISSUE:				
99 Provision for Interest on Warrants	\$ -	\$ -	\$ -	\$ 13,000.00
GRAND TOTAL GENERAL FUND	\$ 233,752.70	\$ 193,937.87	\$ 39,814.83	\$ 10,140,592.01

ESTIMATE OF NEEDS FOR THE FISCAL YEAR
PURPOSE:
Current Expense
Pro rata share of County Assessor's Budget as determined by County Excise Board
(This amount is included in the appropriated account "17 Revaluation of Real Property".)
GRAND TOTAL - General Fund

HIGHWAY FUND ACCOUNTS COVERING THE PERIOD JULY 1, 2018, to JUNE 30, 2019
ESTIMATE OF NEEDS FOR 2019-2020

EXHIBIT "D"

1

Schedule 1, Current Balance Sheet - June 30, 2019	
	Amount
ASSETS:	
Cash Balance June 30, 2019	\$ 2,626,088.06
Investments	\$ -
TOTAL ASSETS	\$ 2,626,088.06
LIABILITIES AND RESERVES:	
Warrants Outstanding	\$ 20,905.48
Reserve for Interest on Warrants	\$ -
Reserves From Schedule 8	\$ 545,020.30
TOTAL LIABILITIES AND RESERVES	\$ 565,925.78
CASH FUND BALANCE JUNE 30, 2019	\$ 2,060,162.28
TOTAL LIABILITIES, RESERVES AND CASH FUND BALANCE	\$ 2,626,088.06

Schedule 5, Expenditures Highway Fund Cash Accounts of Current and All Prior Years	
CURRENT AND ALL PRIOR YEARS	2018-2019
Cash Balance Reported to Excise Board 6-30-2018	\$ 2,476,680.25
Cash Fund Balance Transferred Out	\$ (393,599.21)
Cash Fund Balance Transferred In	\$ 24,200.62
Adjusted Cash Balance	\$ 2,107,281.66
Miscellaneous Revenue (Schedule 4)	\$ 6,010,844.79
Cash Fund Balance Forward From Preceding Year	\$ 196,084.20
Prior Expenditures Recovered	\$ -
TOTAL RECEIPTS	\$ 6,206,928.99
TOTAL RECEIPTS AND BALANCE	\$ 8,314,210.65
Warrants of Year in Caption	\$ 5,688,122.59
Interest Paid Thereon	\$ -
TOTAL DISBURSEMENTS	\$ 5,688,122.59
CASH BALANCE JUNE 30, 2019	\$ 2,626,088.06
Reserve for Warrants Outstanding	\$ 20,905.48
Reserve for Interest on Warrants	\$ -
Reserves From Schedule 8	\$ 545,020.30
TOTAL LIABILITES AND RESERVE	\$ 565,925.78
DEFICIT: (Red Figure)	\$ -
CASH BALANCE FORWARD TO SUCCEEDING YEAR	\$ 2,060,162.28

Schedule 6, General Fund Warrant Account of Current and All Prior Years	
CURRENT AND ALL PRIOR YEARS	TOTAL
Warrants Outstanding 6-30-2018 of Year in Caption	\$ 71,959.81
Warrants Registered During Year	\$ 5,884,374.11
TOTAL	\$ 5,956,333.92
Warrants Paid During Year	\$ 5,935,428.44
Warrants Converted to Bonds or Judgements	\$ -
Warrants Cancelled	\$ -
Warrants Estopped by Statute	\$ -
TOTAL WARRANTS RETIRED	\$ 5,935,428.44
BALANCE WARRANTS OUTSTANDING JUNE 30, 2019	\$ 20,905.48

HIGHWAY FUND ACCOUNTS COVERING THE PERIOD JULY 1, 2018, to JUNE 30, 2019
ESTIMATE OF NEEDS FOR 2019-2020

Schedule 2, Revenue and Requirements - 2019-2020		
	Detail	Total
REVENUE:		
Cash Balance June 30, 2018	\$ 2,107,281.66	
Cash Fund Balance Transferred From Prior Years	\$ 196,084.20	
Miscellaneous Revenue Apportioned	\$ 6,010,844.79	
TOTAL REVENUE		\$ 8,314,210.65
REQUIREMENTS:		
Claims Paid by Warrants Issued & Transfer Fees Apportioned	\$ 5,709,028.07	
Reserves From Schedule 8	\$ 545,020.30	
Interest Paid on Warrants	\$ -	
Reserve for Interest on Warrants	\$ -	
TOTAL REQUIREMENTS		\$ 6,254,048.37
ADD: CASH FUND BALANCE AS PER BALANCE SHEET 6-30-2018		\$ 2,060,162.28
TOTAL REQUIREMENTS AND CASH FUND BALANCE		\$ 8,314,210.65

Schedule 5, (Continued)						
2017-2018	2016-2017	2015-2016	2014-2015	2013-2014	2012-2013	TOTAL
\$ 443,390.05	\$ -	\$ -	\$ -	\$ -	\$ -	\$ 2,920,070.30
\$ -	\$ -	\$ -	\$ -	\$ -	\$ -	\$ (393,599.21)
\$ -	\$ -	\$ -	\$ -	\$ -	\$ -	\$ 24,200.62
\$ 443,390.05	\$ -	\$ -	\$ -	\$ -	\$ -	\$ 2,550,671.71
\$ -	\$ -	\$ -	\$ -	\$ -	\$ -	\$ 6,010,844.79
\$ -	\$ -	\$ -	\$ -	\$ -	\$ -	\$ 196,084.20
\$ -	\$ -	\$ -	\$ -	\$ -	\$ -	\$ -
\$ -	\$ -	\$ -	\$ -	\$ -	\$ -	\$ 6,206,928.99
\$ 443,390.05	\$ -	\$ -	\$ -	\$ -	\$ -	\$ 8,757,600.70
\$ 247,305.85	\$ -	\$ -	\$ -	\$ -	\$ -	\$ 5,935,428.44
\$ -	\$ -	\$ -	\$ -	\$ -	\$ -	\$ -
\$ 247,305.85	\$ -	\$ -	\$ -	\$ -	\$ -	\$ 5,935,428.44
\$ 196,084.20	\$ -	\$ -	\$ -	\$ -	\$ -	\$ 2,822,172.26
\$ -	\$ -	\$ -	\$ -	\$ -	\$ -	\$ 20,905.48
\$ -	\$ -	\$ -	\$ -	\$ -	\$ -	\$ -
\$ -	\$ -	\$ -	\$ -	\$ -	\$ -	\$ 545,020.30
\$ -	\$ -	\$ -	\$ -	\$ -	\$ -	\$ 565,925.78
\$ -	\$ -	\$ -	\$ -	\$ -	\$ -	\$ -
\$ 196,084.20	\$ -	\$ -	\$ -	\$ -	\$ -	\$ 2,256,246.48

Schedule 6, (Continued)						
2018-2019	2017-2018	2016-2017	2015-2016	2014-2015	2013-2014	2012-2013
\$ -	\$ 71,959.81	\$ -	\$ -	\$ -	\$ -	\$ -
\$ 5,709,028.07	\$ 175,346.04	\$ -	\$ -	\$ -	\$ -	\$ -
\$ 5,709,028.07	\$ 247,305.85	\$ -	\$ -	\$ -	\$ -	\$ -
\$ 5,688,122.59	\$ 247,305.85	\$ -	\$ -	\$ -	\$ -	\$ -
\$ -	\$ -	\$ -	\$ -	\$ -	\$ -	\$ -
\$ -	\$ -	\$ -	\$ -	\$ -	\$ -	\$ -
\$ -	\$ -	\$ -	\$ -	\$ -	\$ -	\$ -
\$ 5,688,122.59	\$ 247,305.85	\$ -	\$ -	\$ -	\$ -	\$ -
\$ 20,905.48	\$ -	\$ -	\$ -	\$ -	\$ -	\$ -

HIGHWAY FUND ACCOUNTS COVERING THE PERIOD JULY 1, 2018, to JUNE 30, 2019
ESTIMATE OF NEEDS FOR 2019-2020

EXHIBIT "D"

2a

Schedule 4, Miscellaneous Revenue		
SOURCE	2018-2019 ACCOUNT	
	AMOUNT ESTIMATED	ACTUALLY COLLECTED
1000 CHARGES FOR SERVICES		
1116 County Engineer Fees	\$ -	\$ -
1118 Other -	\$ -	\$ -
1119 Other -	\$ -	\$ -
1120 Other -	\$ -	\$ -
Total Charges For Services	\$ -	\$ -
INTERGOVERNMENTAL REVENUES:		
2000 INTERGOVERNMENTAL REVENUES - LOCAL SOURCES:		
2118 O.S.U. Extension Reimbursement	\$ -	\$ -
2121 Highway Budget Account Miscellaneous	\$ -	\$ -
2122 Local Participation (Project)	\$ -	\$ -
2123 Other -	\$ -	\$ -
2124 Other -	\$ -	\$ -
Total - Local Sources	\$ -	\$ -
3000 INTERGOVERNMENTAL REVENUES - STATE SOURCES:		
3120 County Sales Tax - OTC	\$ -	\$ -
3121 OTC- (0912) Gross Production Tax For Roads - Unrestricted	\$ -	\$ 34,630.56
3122 OTC- (1212) Diesel Fuel T68 Sec 500.7 4B For Roads - Unrestricted	\$ -	\$ 706,954.66
3123 OTC- (2012) Diesel Fuel T68 Sec 500.7 4D For Roads - Unrestricted	\$ -	\$ -
3124 OTC- (1612) Diesel Fuel - Restricted Road Maintenance - Primary	\$ -	\$ -
3125 OTC- (1112) Diesel Fuel T68 Sec 500.7 4C For Roads - Restricted	\$ -	\$ -
3126 OTC- (1012) Diesel Fuel T68 Sec 500.7 4A For Roads - Unrestricted	\$ -	\$ -
3127 OTC- (0312) Gas Excise T68 Sec 500.6 4D For Roads - Unrestricted	\$ -	\$ 1,752,204.74
3128 OTC- (1412) Gas Excise T68 Sec 500.6 4B For Roads - Unrestricted	\$ -	\$ -
3129 OTC- (2112) Gas Excise T68 Sec 500.6 4E For Roads - Unrestricted	\$ -	\$ -
3130 OTC- (1712) Gas Excise - Restricted Road Maintenance - Primary	\$ -	\$ -
3131 OTC- (0212) Gas Excise T68 Sec 500.6 4C For Roads - Restricted	\$ -	\$ -
3132 OTC- (0112) Gas Excise T68 Sec 500.6 4A For Roads - Unrestricted	\$ -	\$ -
3133 OTC- (0612) Special Fuel Use Tax 1/2¢ For Roads - Unrestricted	\$ -	\$ 176.42
3134 OTC- (0712) Special Fuel .06¢ HB1061 For Roads -Unrestricted	\$ -	\$ -
3135 OTC- (0512) Special Fuel Tax 1¢ HB549 For Roads - Unrestricted	\$ -	\$ -
3136 OTC- (COR) Special Fuel 1/2¢ HB1450 For Roads - Unrestricted	\$ -	\$ -
3137 OTC- (1912) Special Fuel-Restricted Road Maintenance - Primary	\$ -	\$ -
3138 OTC- (0412) Special Fuel Use Tax .065¢ For Roads - Unrestricted	\$ -	\$ -
3139 OTC- (0812) Motor Vehicle Collections For Roads - Unrestricted	\$ -	\$ 1,243,983.77
3140 OTC- (1812) Motor Vehicle Collections / County Roads - Restricted	\$ -	\$ 391,437.31
3141 OTC- (1312) Motor Vehicle Collections / Roads CRIF - Unrestricted	\$ -	\$ 264,315.20
3142 OTC- () Other - cigarette	\$ -	\$ 19.93
3143 OTC- () Other -	\$ -	\$ -
3143 OTC- () Other -	\$ -	\$ -
Sub-Total - OTC	\$ -	\$ 4,393,722.59
3219 State Grants	\$ -	\$ -
3221 Civil Defense Reimbursement	\$ -	\$ -
3222 Emergency Management Reimbursement	\$ -	\$ -
3224 Tick Et Total Miscellaneous Revenue	\$ -	\$ -
3226 State Participation (Project)	\$ -	\$ -
3227 Other -	\$ -	\$ -
3228 Other -	\$ -	\$ -
Total State Sources	\$ -	\$ 4,393,722.59

Continued on page 2b

Wednesday, August 28, 2019

HIGHWAY FUND ACCOUNTS COVERING THE PERIOD JULY 1, 2018, to JUNE 30, 2019
ESTIMATE OF NEEDS FOR 2019-2020

2018-2019 ACCOUNT OVER (UNDER)	BASIS AND LIMIT OF ENSUING ESTIMATE	2019-2020 ACCOUNT		
		CHARGEABLE INCOME	ESTIMATED BY GOVERNING BOARD	APPROVED BY EXCISE BOARD
\$ -	90.00%	\$ -	\$ -	\$ -
\$ -	90.00%	\$ -	\$ -	\$ -
\$ -	90.00%	\$ -	\$ -	\$ -
\$ -	90.00%	\$ -	\$ -	\$ -
\$ -		\$ -	\$ -	\$ -
\$ -	90.00%	\$ -	\$ -	\$ -
\$ -	90.00%	\$ -	\$ -	\$ -
\$ -	90.00%	\$ -	\$ -	\$ -
\$ -	90.00%	\$ -	\$ -	\$ -
\$ -	90.00%	\$ -	\$ -	\$ -
\$ -		\$ -	\$ -	\$ -
\$ -	90.00%	\$ -	\$ -	\$ -
\$ 34,630.56	0.00%	\$ -	\$ -	\$ -
\$ 706,954.66	0.00%	\$ -	\$ -	\$ -
\$ -	90.00%	\$ -	\$ -	\$ -
\$ -	90.00%	\$ -	\$ -	\$ -
\$ -	90.00%	\$ -	\$ -	\$ -
\$ -	90.00%	\$ -	\$ -	\$ -
\$ 1,752,204.74	0.00%	\$ -	\$ -	\$ -
\$ -	90.00%	\$ -	\$ -	\$ -
\$ -	90.00%	\$ -	\$ -	\$ -
\$ -	90.00%	\$ -	\$ -	\$ -
\$ -	90.00%	\$ -	\$ -	\$ -
\$ -	90.00%	\$ -	\$ -	\$ -
\$ -	90.00%	\$ -	\$ -	\$ -
\$ 176.42	0.00%	\$ -	\$ -	\$ -
\$ -	90.00%	\$ -	\$ -	\$ -
\$ -	90.00%	\$ -	\$ -	\$ -
\$ -	90.00%	\$ -	\$ -	\$ -
\$ -	90.00%	\$ -	\$ -	\$ -
\$ -	90.00%	\$ -	\$ -	\$ -
\$ -	90.00%	\$ -	\$ -	\$ -
\$ 1,243,983.77	0.00%	\$ -	\$ -	\$ -
\$ 391,437.31	0.00%	\$ -	\$ -	\$ -
\$ 264,315.20	0.00%	\$ -	\$ -	\$ -
\$ 19.93	0.00%	\$ -	\$ -	\$ -
\$ -	90.00%	\$ -	\$ -	\$ -
\$ -	90.00%	\$ -	\$ -	\$ -
\$ 4,393,722.59		\$ -	\$ -	\$ -
\$ -	90.00%	\$ -	\$ -	\$ -
\$ -	90.00%	\$ -	\$ -	\$ -
\$ -	90.00%	\$ -	\$ -	\$ -
\$ -	90.00%	\$ -	\$ -	\$ -
\$ -	90.00%	\$ -	\$ -	\$ -
\$ -	90.00%	\$ -	\$ -	\$ -
\$ -	90.00%	\$ -	\$ -	\$ -
\$ 4,393,722.59		\$ -	\$ -	\$ -

HIGHWAY FUND ACCOUNTS COVERING THE PERIOD JULY 1, 2018, to JUNE 30, 2019
ESTIMATE OF NEEDS FOR 2019-2020

EXHIBIT "D"

2b

Schedule 4, Miscellaneous Revenue		
SOURCE	2018-2019 ACCOUNT	
	AMOUNT ESTIMATED	ACTUALLY COLLECTED
Continued from page 2a		
4000 INTERGOVERNMENTAL REVENUES - FEDERAL SOURCES:		
4112 Federal Grants	\$ -	\$ -
4113 J.T.P.A. Salary Reimbursement	\$ -	\$ -
4114 Federal Emergency Management Agency (FEMA)	\$ -	\$ 1,372,055.87
4115 Federal Participation (Project)	\$ -	\$ -
4116 Other -	\$ -	\$ -
4117 Other -	\$ -	\$ -
Total Federal Sources	\$ -	\$ 1,372,055.87
Grand Total Intergovernmental Revenues	\$ -	\$ 5,765,778.46
5000 MISCELLANEOUS REVENUE:		
5111 Interest on Investments	\$ -	\$ -
5112 Rental or Lease of County Property	\$ -	\$ -
5113 Sale of County Property	\$ -	\$ 113,410.50
5114 Royalty	\$ -	\$ -
5116 Insurance Recoveries	\$ -	\$ 34,007.69
5117 Insurance Reimbursement	\$ -	\$ -
5126 Vending Machine Commissions	\$ -	\$ -
5127 Other Concessions	\$ -	\$ -
5129 Refunds and Reimbursements	\$ -	\$ 43.65
5130 Other - Tinhorn	\$ -	\$ 53,328.81
5131 Other - Miscellaneous	\$ -	\$ 44,275.68
Total Miscellaneous Revenue	\$ -	\$ 245,066.33
6000 NON-REVENUE RECEIPTS:		
6111 Contributions from Other Funds	\$ -	\$ -
Grand Total Highway Fund	\$ -	\$ 6,010,844.79

Schedule 9, Highway Fund Investments						
INVESTED IN	Investments on Hand June 30, 2018	Since Purchased	LIQUIDATIONS		Barred by Court Order	Investments on Hand June 30, 2019
			By Collections of Cost	Amortized Premium		
	\$ -	\$ -	\$ -	\$ -	\$ -	\$ -
	\$ -	\$ -	\$ -	\$ -	\$ -	\$ -
	\$ -	\$ -	\$ -	\$ -	\$ -	\$ -
	\$ -	\$ -	\$ -	\$ -	\$ -	\$ -
	\$ -	\$ -	\$ -	\$ -	\$ -	\$ -
	\$ -	\$ -	\$ -	\$ -	\$ -	\$ -
	\$ -	\$ -	\$ -	\$ -	\$ -	\$ -
	\$ -	\$ -	\$ -	\$ -	\$ -	\$ -
	\$ -	\$ -	\$ -	\$ -	\$ -	\$ -
TOTAL INVESTMENTS	\$ -	\$ -	\$ -	\$ -	\$ -	\$ -

HIGHWAY FUND ACCOUNTS COVERING THE PERIOD JULY 1, 2018, to JUNE 30, 2019
ESTIMATE OF NEEDS FOR 2019-2020

2018-2019 ACCOUNT OVER (UNDER)	BASIS AND LIMIT OF ENSUING ESTIMATE	2019-2020 ACCOUNT		
		CHARGEABLE INCOME	ESTIMATED BY GOVERNING BOARD	APPROVED BY EXCISE BOARD
\$ -	90.00%	\$ -	\$ -	\$ -
\$ -	90.00%	\$ -	\$ -	\$ -
\$ 1,372,055.87	0.00%	\$ -	\$ -	\$ -
\$ -	90.00%	\$ -	\$ -	\$ -
\$ -	90.00%	\$ -	\$ -	\$ -
\$ -	90.00%	\$ -	\$ -	\$ -
\$ 1,372,055.87		\$ -	\$ -	\$ -
\$ 5,765,778.46		\$ -	\$ -	\$ -
\$ -	90.00%	\$ -	\$ -	\$ -
\$ -	90.00%	\$ -	\$ -	\$ -
\$ 113,410.50	0.00%	\$ -	\$ -	\$ -
\$ -	90.00%	\$ -	\$ -	\$ -
\$ 34,007.69	0.00%	\$ -	\$ -	\$ -
\$ -	90.00%	\$ -	\$ -	\$ -
\$ -	90.00%	\$ -	\$ -	\$ -
\$ -	90.00%	\$ -	\$ -	\$ -
\$ 43.65	0.00%	\$ -	\$ -	\$ -
\$ 53,328.81	0.00%	\$ -	\$ -	\$ -
\$ 44,275.68	0.00%	\$ -	\$ -	\$ -
\$ 245,066.33		\$ -	\$ -	\$ -
\$ -	90.00%	\$ -	\$ -	\$ -
\$ 6,010,844.79		\$ -	\$ -	\$ -

HIGHWAY FUND ACCOUNTS COVERING THE PERIOD JULY 1, 2018, to JUNE 30, 2019
ESTIMATE OF NEEDS FOR 2019-2020

EXHIBIT "D"

3a

Schedule 8(a), Report Of Prior Year's Expenditures				
DEPARTMENTS OF GOVERNMENT APPROPRIATED ACCOUNTS	FISCAL YEAR ENDING JUNE 30, 2018			ORIGINAL
	RESERVES	WARRANTS	BALANCE	
	6-30-2018	SINCE ISSUED	LAPSED APPROPRIATIONS	APPROPRIATIONS
87 GENERAL GOVERNMENT ACCOUNT:				
87a Personal Services	\$ -	\$ -	\$ -	\$ -
87b Part Time Help	\$ -	\$ -	\$ -	\$ -
87c Travel	\$ -	\$ -	\$ -	\$ -
87d Maintenance and Operation	\$ -	\$ -	\$ -	\$ -
87e Capital Outlay	\$ -	\$ -	\$ -	\$ -
87f Intergovernmental	\$ -	\$ -	\$ -	\$ -
87g Other -	\$ -	\$ -	\$ -	\$ -
87 Total	\$ -	\$ -	\$ -	\$ -
88 PURCHASING ACCOUNT:				
88a Personal Services	\$ -	\$ -	\$ -	\$ -
88b Part Time Help	\$ -	\$ -	\$ -	\$ -
88c Travel	\$ -	\$ -	\$ -	\$ -
88d Maintenance and Operation	\$ -	\$ -	\$ -	\$ -
88e Capital Outlay	\$ -	\$ -	\$ -	\$ -
88f Intergovernmental	\$ -	\$ -	\$ -	\$ -
88g Other -	\$ -	\$ -	\$ -	\$ -
88h Other -	\$ -	\$ -	\$ -	\$ -
88 Total	\$ -	\$ -	\$ -	\$ -
89 LOCAL PROJECTS HIGHWAY BUDGET ACCOUNT:				
89a Personal Services	\$ -	\$ -	\$ -	\$ -
89b Part Time Help	\$ -	\$ -	\$ -	\$ -
89c Travel	\$ -	\$ -	\$ -	\$ -
89d Maintenance and Operation	\$ -	\$ -	\$ -	\$ -
89e Capital Outlay	\$ -	\$ -	\$ -	\$ -
89f Intergovernmental	\$ -	\$ -	\$ -	\$ -
89g Other -	\$ -	\$ -	\$ -	\$ -
89h Other -	\$ -	\$ -	\$ -	\$ -
89 Total	\$ -	\$ -	\$ -	\$ -
90 FEMA HIGHWAY BUDGET ACCOUNT:				
90a Personal Services	\$ -	\$ -	\$ -	\$ -
90b Part Time Help	\$ -	\$ -	\$ -	\$ -
90c Travel	\$ -	\$ -	\$ -	\$ -
90d Maintenance and Operation	\$ -	\$ -	\$ -	\$ -
90e Capital Outlay	\$ -	\$ -	\$ -	\$ -
90f Intergovernmental	\$ -	\$ -	\$ -	\$ -
90g Other -	\$ -	\$ -	\$ -	\$ -
90 Total	\$ -	\$ -	\$ -	\$ -
91 OTHER _ HIGHWAY BUDGET ACCOUNT:				
91a Personal Services	\$ -	\$ -	\$ -	\$ -
91b Part Time Help	\$ -	\$ -	\$ -	\$ -
91c Travel	\$ -	\$ -	\$ -	\$ -
91d Maintenance and Operation	\$ -	\$ -	\$ -	\$ -
91e Capital Outlay	\$ -	\$ -	\$ -	\$ -
91f Intergovernmental	\$ -	\$ -	\$ -	\$ -
91g Other -	\$ -	\$ -	\$ -	\$ -
91h Other -	\$ -	\$ -	\$ -	\$ -
91 Total	\$ -	\$ -	\$ -	\$ -

HIGHWAY FUND ACCOUNTS COVERING THE PERIOD JULY 1, 2018, to JUNE 30, 2019
ESTIMATE OF NEEDS FOR 2019-2020

EXHIBIT "D"

3b

Schedule 8(b), Report Of Prior Year's Expenditures				
DEPARTMENTS OF GOVERNMENT APPROPRIATED ACCOUNTS	FISCAL YEAR ENDING JUNE 30, 2018			ORIGINAL
	RESERVES 6-30-2018	WARRANTS SINCE ISSUED	BALANCE LAPSED APPROPRIATIONS	APPROPRIATIONS
92 UNRESTRICTED HIGHWAY BUDGET ACCOUNT: #1				
92a Personal Services	\$ -	\$ -	\$ -	\$ -
92b Part Time Help	\$ -	\$ -	\$ -	\$ -
92c Travel	\$ 551.83	\$ 435.33	\$ 116.50	\$ -
92d Maintenance and Operation	\$ 212,971.60	\$ 127,752.50	\$ 85,219.10	\$ -
92e Capital Outlay	\$ -	\$ -	\$ -	\$ -
92f Intergovernmental	\$ -	\$ -	\$ -	\$ -
92g Machinery and Equipment Lease Rental	\$ -	\$ -	\$ -	\$ -
92h Other -	\$ -	\$ -	\$ -	\$ -
92j Other - Benefits	\$ 1,990.68	\$ 1,990.68	\$ -	\$ -
92 Total	\$ 215,514.11	\$ 130,178.51	\$ 85,335.60	\$ -
93 RESTRICTED HIGHWAY BUDGET ACCOUNT: #2				
93a Personal Services	\$ -	\$ -	\$ -	\$ -
93b Part Time Help	\$ -	\$ -	\$ -	\$ -
93c Travel	\$ 100.00	\$ 1.55	\$ 98.45	\$ -
93d Maintenance and Operation	\$ 152,182.50	\$ 41,532.35	\$ 110,650.15	\$ -
93e Capital Outlay	\$ -	\$ -	\$ -	\$ -
93f Intergovernmental Equipment lease and rental	\$ -	\$ -	\$ -	\$ -
93g Other -	\$ 1,926.73	\$ 1,926.73	\$ -	\$ -
93h Other - Benefits	\$ 1,706.90	\$ 1,706.90	\$ -	\$ -
93 Total	\$ 155,916.13	\$ 45,167.53	\$ 110,748.60	\$ -
94 PRIMARY ROADS HIGHWAY BUDGET ACCOUNT:				
94a Personal Services	\$ -	\$ -	\$ -	\$ -
94b Part Time Help	\$ -	\$ -	\$ -	\$ -
94c Travel	\$ -	\$ -	\$ -	\$ -
94d Maintenance and Operation	\$ -	\$ -	\$ -	\$ -
94e Capital Outlay	\$ -	\$ -	\$ -	\$ -
94f Intergovernmental	\$ -	\$ -	\$ -	\$ -
94g Other -	\$ -	\$ -	\$ -	\$ -
94h Other -	\$ -	\$ -	\$ -	\$ -
94 Total	\$ -	\$ -	\$ -	\$ -
98 OTHER USE:				
98a Other Deductions	\$ -	\$ -	\$ -	\$ -
98 Total	\$ -	\$ -	\$ -	\$ -
TOTAL HIGHWAY FUND ACCOUNT	\$ 371,430.24	\$ 175,346.04	\$ 196,084.20	\$ -
SUBJECT TO WARRANT ISSUE:				
99 Provision for Interest on Warrants	\$ -	\$ -	\$ -	\$ -
GRAND TOTAL HIGHWAY FUND	\$ 371,430.24	\$ 175,346.04	\$ 196,084.20	\$ -

ESTIMATE OF NEEDS FOR THE FISCAL YEAR
PURPOSE:
Current Expense
Highway Funds are appropriated monthly. Funds cannot be encumbered until appropriations are made.
The "Governmental Budget Accounts" for Fiscal Year 2019-2020, are presented for financial forecasting purposes only!
GRAND TOTAL - CO-OP FUND

HEALTH FUND ACCOUNTS COVERING THE PERIOD JULY 1, 2018, to JUNE 30, 2019
ESTIMATE OF NEEDS FOR 2019-2020

EXHIBIT "E"

PAGE 1

Schedule 1, Current Balance Sheet - June 30, 2019		Amount
ASSETS:		
Cash Balance June 30, 2018	\$	2,335,727.01
Investments	\$	-
TOTAL ASSETS	\$	2,335,727.01
LIABILITIES AND RESERVES:		
Warrants Outstanding	\$	259,016.83
Reserve for Interest on Warrants	\$	-
Reserves From Schedule 8	\$	203,913.14
TOTAL LIABILITIES AND RESERVES	\$	462,929.97
CASH FUND BALANCE JUNE 30, 2019	\$	1,872,797.04
TOTAL LIABILITIES, RESERVES AND CASH FUND BALANCE	\$	2,335,727.01

Schedule 2, Revenue and Requirements - 2019-2020		
	Detail	Total
REVENUE:		
Cash Balance June 30, 2018	\$ -	
Cash Fund Balance Transferred From Prior Years	\$ 139,336.82	
Current Ad Valorem Tax Apportioned	\$ 1,764,034.53	
Miscellaneous Revenue Apportioned	\$ 123,544.76	
TOTAL REVENUE		\$ 2,026,916.11
REQUIREMENTS:		
Claims Paid by Warrants Issued	\$ 1,950,050.66	
Reserves From Schedule 8	\$ 203,913.14	
Interest Paid on Warrants	\$ -	
Reserve for Interest on Warrants	\$ -	
TOTAL REQUIREMENTS		\$ 2,153,963.80
ADD: CASH FUND BALANCE AS PER BALANCE SHEET 6-30-2019		\$ 1,872,797.04
TOTAL REQUIREMENTS AND CASH FUND BALANCE		\$ 4,026,760.84

Schedule 3, Cash Fund Balance Analysis - June 30, 2019		Amount
ADDITIONS:		
Miscellaneous Revenue Collected in Excess of Estimates-Net	\$	123,544.76
Warrants Estopped, Cancelled or Converted	\$	-
Fiscal Year 2018-2019 Lapsed Appropriations	\$	1,718,725.79
Fiscal Year 2017-2018 Lapsed Appropriations	\$	35,157.24
Ad Valorem Tax Collections in Excess of Estimate	\$	88,649.44
Prior Years Ad Valorem Tax	\$	104,179.58
TOTAL ADDITIONS	\$	2,070,256.81
DEDUCTIONS:		
Supplemental Appropriations	\$	197,459.77
Current Tax in Process of Collection	\$	-
TOTAL DEDUCTIONS	\$	197,459.77
Cash Fund Balance as per Balance Sheet 6-30-2019	\$	1,872,797.04
Composition of Cash Fund Balance:		
Cash	\$	1,872,797.04
Cash Fund Balance as per Balance Sheet 6-30-2019	\$	1,872,797.04

HEALTH FUND ACCOUNTS COVERING THE PERIOD JULY 1, 2018, to JUNE 30, 2019
ESTIMATE OF NEEDS FOR 2019-2020

EXHIBIT "E"

2a

Schedule 4, Miscellaneous Revenue	2018-2019 ACCOUNT	
	AMOUNT	ACTUALLY
	ESTIMATED	COLLECTED
SOURCE		
1000 CHARGES FOR SERVICES		
1111 Clinical Services	\$ -	\$ 122,689.59
1112 Laboratory Services	\$ -	\$ -
1113 Immunizations	\$ -	\$ -
1114 Dental Service Fees	\$ -	\$ -
1115 Child Guidance Services	\$ -	\$ -
1116 Early Test-Early Care	\$ -	\$ -
1117 Food Service Test and Certification	\$ -	\$ -
1118 Pool/Spa Certification	\$ -	\$ -
1119 Sewage and Perk Test	\$ -	\$ -
1120 Public Bathing Licenses	\$ -	\$ -
1121 Other Licenses	\$ -	\$ -
1122 Miscellaneous Health Fees	\$ -	\$ -
1123 Other -	\$ -	\$ -
1124 Other -	\$ -	\$ -
1125 Other -	\$ -	\$ -
Total Charges For Services	\$ -	\$ 122,689.59
INTERGOVERNMENTAL REVENUE		
2000 INTERGOVERNMENTAL REVENUE - LOCAL SOURCES:		
2111 Mobile Home Tax	\$ -	\$ -
2112 Housing Authority Payments in Lieu of Tax Revenue	\$ -	\$ -
2113 Revaluation of Real Property Reimbursements	\$ -	\$ -
2114 Manufacturing Exempt Reimbursement	\$ -	\$ 855.17
2115 Public Health Contributions	\$ -	\$ -
2116 Perinatal Health Program	\$ -	\$ -
2117 Community Care - HMO	\$ -	\$ -
2118 Other -	\$ -	\$ -
2124 Other -	\$ -	\$ -
Total - Local Sources	\$ -	\$ 855.17
3000 INTERGOVERNMENTAL REVENUES - STATE SOURCES:		
3211 State Land Payments	\$ -	\$ -
3212 State Payments in Lieu of Tax Revenue	\$ -	\$ -
3213 Homestead Exemption Reimbursement	\$ -	\$ -
3214 Additional Homestead Exemption Reimbursement	\$ -	\$ -
3215 State Grants	\$ -	\$ -
3216 Oklahoma Dept. of Environmental Quality	\$ -	\$ -
3217 STD Program (State)	\$ -	\$ -
3218 Water Resources Board	\$ -	\$ -
3219 Oklahoma Conservation Commission	\$ -	\$ -
3220 Welfare Agencis Sub-Total - OTC	\$ -	\$ -
3221 Early Intervention (State)	\$ -	\$ -
3222 Eldercare	\$ -	\$ -
3223 Child Abuse Prevention	\$ -	\$ -
3224 Adolescent Health - State	\$ -	\$ -
3225 TB - State	\$ -	\$ -
3226 Other State Reimbursements	\$ -	\$ -
3227 Other -	\$ -	\$ -
3228 Other -	\$ -	\$ -
Total - State Sources	\$ -	\$ -

Continued on page 2b

S.A.&I. Form 2631R97 Entity: Comanche County,

Wednesday, August 28, 2019

HEALTH FUND ACCOUNTS COVERING THE PERIOD JULY 1, 2018, to JUNE 30, 2019
ESTIMATE OF NEEDS FOR 2019-2020

EXHIBIT "E"

2b

Schedule 4, Miscellaneous Revenue		
SOURCE	2018-2019 ACCOUNT	
	AMOUNT	ACTUALLY
	ESTIMATED	COLLECTED
Continued from page 2a		
4000 INTERGOVERNMENTAL REVENUES - FEDERAL SOURCES:		
4111 Federal Grants	\$ -	\$ -
4112 Federal Payments in Lieu of Tax Revenues	\$ -	\$ -
4113 Bureau of Land Management	\$ -	\$ -
4114 Adolescent Health - Federal	\$ -	\$ -
4115 Women Infants and Children	\$ -	\$ -
4116 Maternity Care (Medicaid)	\$ -	\$ -
4117 EPSDT (Medicaid)	\$ -	\$ -
4118 Family Planning (Medicaid)	\$ -	\$ -
4119 Early Intervention (Federal)	\$ -	\$ -
4120 Oklahoma Dept. of Environmental Quality (Federal)	\$ -	\$ -
4121 STD Program (Federal)	\$ -	\$ -
4122 Ryan-White Program	\$ -	\$ -
4123 Immunization Action Plan	\$ -	\$ -
4124 Direct Observed Therapy	\$ -	\$ -
4125 Summer Food Service	\$ -	\$ -
4126 Other -	\$ -	\$ -
4127 Other -	\$ -	\$ -
4128 Other -	\$ -	\$ -
Total Federal Sources	\$ -	\$ -
Grand Total Intergovernmental Revenues	\$ -	\$ 855.17
5000 MISCELLANEOUS REVENUE:		
5111 Interest on Investments	\$ -	\$ -
5112 Insurance Recoveries	\$ -	\$ -
5113 Insurance Reimbursements	\$ -	\$ -
5114 Copies	\$ -	\$ -
5115 Return Check Charges	\$ -	\$ -
5116 Utility Reimbursements	\$ -	\$ -
5117 Other Refunds and Reimbursements	\$ -	\$ -
5118 Resale Property Fund Distribution	\$ -	\$ -
5119 Sale of Property	\$ -	\$ -
5120 Sale of Equipment	\$ -	\$ -
5121 Vending Machine Commissions	\$ -	\$ -
5122 Other Concessions	\$ -	\$ -
5123 Public Records Fee	\$ -	\$ -
5124 Record Search Fee	\$ -	\$ -
5125 Car Seat Sales	\$ -	\$ -
5126 Health Fairs	\$ -	\$ -
5127 Salvage Sales	\$ -	\$ -
5128 Project Women	\$ -	\$ -
5129 Community Care - HMO	\$ -	\$ -
5130 Other -	\$ -	\$ -
5131 Other -	\$ -	\$ -
5132 Other -	\$ -	\$ -
Total Miscellaneous Revenue	\$ -	\$ -
6000 NON-REVENUE RECEIPTS:		
6111 Contributions from Other Funds	\$ -	\$ -
Grand Total Health Fund	\$ -	\$ 123,544.76

HEALTH FUND ACCOUNTS COVERING THE PERIOD JULY 1, 2018, to JUNE 30, 2019
ESTIMATE OF NEEDS FOR 2019-2020

EXHIBIT "E"

Schedule 5, Expenditures Health Fund Cash Accounts of Current and All Prior Years	
CURRENT AND ALL PRIOR YEARS	2018-2019
Cash Balance Reported to Excise Board 6-30-2018	\$ 1,999,844.73
Cash Fund Balance Transferred Out	\$ -
Cash Fund Balance Transferred In	\$ -
Adjusted Cash Balance	\$ 1,999,844.73
Ad Valorem Tax Apportioned To Year In Caption	\$ 1,764,034.53
Miscellaneous Revenue (Schedule 4)	\$ 123,544.76
Cash Fund Balance Forward From Preceding Year	\$ 139,336.82
Prior Expenditures Recovered	\$ -
TOTAL RECEIPTS	\$ 2,026,916.11
TOTAL RECEIPTS AND BALANCE	\$ 4,026,760.84
Warrants of Year in Caption	\$ 1,691,033.83
Interest Paid Thereon	\$ -
TOTAL DISBURSEMENTS	\$ 1,691,033.83
CASH BALANCE JUNE 30, 2019	\$ 2,335,727.01
Reserve for Warrants Outstanding	\$ 259,016.83
Reserve for Interest on Warrants	\$ -
Reserves From Schedule 8	\$ 203,913.14
TOTAL LIABILITIES AND RESERVE	\$ 462,929.97
DEFICIT: (Red Figure)	\$ -
CASH BALANCE FORWARD TO SUCCEEDING YEAR	\$ 1,872,797.04

Schedule 6, Health Fund Warrant Account of Current and All Prior Years	
CURRENT AND ALL PRIOR YEARS	TOTAL
Warrants Outstanding 6-30-2018 of Year in Caption	\$ 105,042.64
Warrants Registered During Year	\$ 2,168,205.44
TOTAL	\$ 2,273,248.08
Warrants Paid During Year	\$ 2,014,231.25
Warrants Converted to Bonds or Judgements	\$ -
Warrants Cancelled	\$ -
Warrants Estopped by Statute	\$ -
TOTAL WARRANTS RETIRED	\$ 2,014,231.25
BALANCE WARRANTS OUTSTANDING JUNE 30, 2019	\$ 259,016.83

Schedule 7, 2018 Ad Valorem Tax Account			
2018 Net Valuation Certified To County Excise Board	\$ 719,892,034.00	2.560 Mills	Amount
Total Proceeds of Levy as Certified			\$ 1,842,923.61
Additions:			\$ -
Deductions:			\$ -
Gross Balance Tax			\$ 1,842,923.61
Less Reserve for Delinquent Tax			\$ 167,538.52
Reserve for Protest Pending			\$ -
Balance Available Tax			\$ 1,675,385.09
Deduct 2018 Tax Apportioned			\$ 1,764,034.53
Net Balance 2018 Tax in Process of Collection or			\$ -
Excess Collections			\$ 88,649.44

Schedule 5, (Continued)							
2017-2018	2016-2017	2015-2016	2014-2015	2013-2014	2012-2013	TOTAL	
\$ 358,354.66	\$ -	\$ -	\$ -	\$ -	\$ -	\$ 2,358,199.39	
\$ -	\$ -	\$ -	\$ -	\$ -	\$ -	\$ -	
\$ -	\$ -	\$ -	\$ -	\$ -	\$ -	\$ -	
\$ 358,354.66	\$ -	\$ -	\$ -	\$ -	\$ -	\$ 2,358,199.39	
\$ 104,179.58	\$ -	\$ -	\$ -	\$ -	\$ -	\$ 1,868,214.11	
\$ -	\$ -	\$ -	\$ -	\$ -	\$ -	\$ 123,544.76	
\$ -	\$ -	\$ -	\$ -	\$ -	\$ -	\$ 139,336.82	
\$ -	\$ -	\$ -	\$ -	\$ -	\$ -	\$ -	
\$ 104,179.58	\$ -	\$ -	\$ -	\$ -	\$ -	\$ 2,131,095.69	
\$ 462,534.24	\$ -	\$ -	\$ -	\$ -	\$ -	\$ 4,489,295.08	
\$ 323,197.42	\$ -	\$ -	\$ -	\$ -	\$ -	\$ 2,014,231.25	
\$ -	\$ -	\$ -	\$ -	\$ -	\$ -	\$ -	
\$ 323,197.42	\$ -	\$ -	\$ -	\$ -	\$ -	\$ 2,014,231.25	
\$ 139,336.82	\$ -	\$ -	\$ -	\$ -	\$ -	\$ 2,475,063.83	
\$ -	\$ -	\$ -	\$ -	\$ -	\$ -	\$ 259,016.83	
\$ -	\$ -	\$ -	\$ -	\$ -	\$ -	\$ -	
\$ -	\$ -	\$ -	\$ -	\$ -	\$ -	\$ 203,913.14	
\$ -	\$ -	\$ -	\$ -	\$ -	\$ -	\$ 462,929.97	
\$ -	\$ -	\$ -	\$ -	\$ -	\$ -	\$ -	
\$ 139,336.82	\$ -	\$ -	\$ -	\$ -	\$ -	\$ 2,012,133.86	

Schedule 6, (Continued)							
2018-2019	2017-2018	2016-2017	2015-2016	2014-2015	2013-2014	2012-2013	
\$ -	\$ 105,042.64	\$ -	\$ -	\$ -	\$ -	\$ -	
\$ 1,950,050.66	\$ 218,154.78	\$ -	\$ -	\$ -	\$ -	\$ -	
\$ 1,950,050.66	\$ 323,197.42	\$ -	\$ -	\$ -	\$ -	\$ -	
\$ 1,691,033.83	\$ 323,197.42	\$ -	\$ -	\$ -	\$ -	\$ -	
\$ -	\$ -	\$ -	\$ -	\$ -	\$ -	\$ -	
\$ -	\$ -	\$ -	\$ -	\$ -	\$ -	\$ -	
\$ -	\$ -	\$ -	\$ -	\$ -	\$ -	\$ -	
\$ 1,691,033.83	\$ 323,197.42	\$ -	\$ -	\$ -	\$ -	\$ -	
\$ 259,016.83	\$ -	\$ -	\$ -	\$ -	\$ -	\$ -	

Schedule 9, Health Fund Investments						
INVESTED IN	Investments on Hand June 30, 2018	Since Purchased	LIQUIDATIONS		Barred by Court Order	Investments on Hand June 30, 2019
			By Collections of Cost	Amortized Premium		
	\$ -	\$ -	\$ -	\$ -	\$ -	\$ -
	\$ -	\$ -	\$ -	\$ -	\$ -	\$ -
	\$ -	\$ -	\$ -	\$ -	\$ -	\$ -
	\$ -	\$ -	\$ -	\$ -	\$ -	\$ -
	\$ -	\$ -	\$ -	\$ -	\$ -	\$ -
	\$ -	\$ -	\$ -	\$ -	\$ -	\$ -
	\$ -	\$ -	\$ -	\$ -	\$ -	\$ -
	\$ -	\$ -	\$ -	\$ -	\$ -	\$ -
	\$ -	\$ -	\$ -	\$ -	\$ -	\$ -
	\$ -	\$ -	\$ -	\$ -	\$ -	\$ -
TOTAL INVESTMENTS	\$ -	\$ -	\$ -	\$ -	\$ -	\$ -

HEALTH FUND ACCOUNTS COVERING THE PERIOD JULY 1, 2018, to JUNE 30, 2019
ESTIMATE OF NEEDS FOR 2019-2020

EXHIBIT "E"

Schedule 8(a), Report Of Prior Year's Expenditures				
DEPARTMENTS OF GOVERNMENT APPROPRIATED ACCOUNTS	FISCAL YEAR ENDING JUNE 30, 2018			ORIGINAL APPROPRIATIONS
	RESERVES	WARRANTS	BALANCE	
	6-30-2018	SINCE ISSUED	LAPSED APPROPRIATIONS	
92 COUNTY HEALTH BUDGET ACCOUNT:				
92a Personal Services	\$ 192,996.52	\$ 192,996.52	\$ -	\$ 1,960,000.00
92b Part Time Help	\$ -	\$ -	\$ -	\$ -
92c Travel	\$ 750.00	\$ 131.22	\$ 618.78	\$ 20,000.00
92d Maintenance and Operation	\$ 36,276.39	\$ 7,746.18	\$ 28,530.21	\$ 800,000.00
92e Capital Outlay	\$ 8,500.00	\$ 8,500.00	\$ -	\$ 645,229.82
92f Intergovernmental	\$ 3,423.11	\$ 3,405.86	\$ 17.25	\$ -
92g Other - Contract labor	\$ 11,366.00	\$ 5,375.00	\$ 5,991.00	\$ 250,000.00
92h Other -	\$ -	\$ -	\$ -	\$ -
92j Other -	\$ -	\$ -	\$ -	\$ -
92 Total	\$ 253,312.02	\$ 218,154.78	\$ 35,157.24	\$ 3,675,229.82
93				
93a Personal Services	\$ -	\$ -	\$ -	\$ -
93b Part Time Help	\$ -	\$ -	\$ -	\$ -
93c Travel	\$ -	\$ -	\$ -	\$ -
93d Maintenance and Operation	\$ -	\$ -	\$ -	\$ -
93e Capital Outlay	\$ -	\$ -	\$ -	\$ -
93f Intergovernmental	\$ -	\$ -	\$ -	\$ -
93g Other -	\$ -	\$ -	\$ -	\$ -
93h Other -	\$ -	\$ -	\$ -	\$ -
93 Total	\$ -	\$ -	\$ -	\$ -
94				
94a Personal Services	\$ -	\$ -	\$ -	\$ -
94b Part Time Help	\$ -	\$ -	\$ -	\$ -
94c Travel	\$ -	\$ -	\$ -	\$ -
94d Maintenance and Operation	\$ -	\$ -	\$ -	\$ -
94e Capital Outlay	\$ -	\$ -	\$ -	\$ -
94f Intergovernmental	\$ -	\$ -	\$ -	\$ -
94g Other -	\$ -	\$ -	\$ -	\$ -
94h Other -	\$ -	\$ -	\$ -	\$ -
94 Total	\$ -	\$ -	\$ -	\$ -
98 OTHER USES:				
98a Other Deductions	\$ -	\$ -	\$ -	\$ -
98 Total	\$ -	\$ -	\$ -	\$ -
TOTAL GENERAL FUND ACCOUNT	\$ 253,312.02	\$ 218,154.78	\$ 35,157.24	\$ 3,675,229.82
SUBJECT TO WARRANT ISSUE:				
99 Provision for Interest on Warrants	\$ -	\$ -	\$ -	\$ -
GRAND TOTAL GENERAL FUND	\$ 253,312.02	\$ 218,154.78	\$ 35,157.24	\$ 3,675,229.82

Wednesday, August 28, 2019

ESTIMATE OF NEEDS FOR THE FISCAL YEAR
PURPOSE:
Current Expense
Pro rata share of County Assessor's Budget as determined by County Excise Board
GRAND TOTAL - General Fund

HEALTH FUND ACCOUNTS COVERING THE PERIOD JULY 1, 2018, to JUNE 30, 2019
ESTIMATE OF NEEDS FOR 2019-2020

FISCAL YEAR ENDING JUNE 30, 2019						Governmental Budget Accounts FISCAL YEAR 2019-2020	
SUPPLEMENTAL ADJUSTMENTS		NET AMOUNT OF APPROPRIATIONS	WARRANTS ISSUED	RESERVES	LAPSED BALANCE KNOWN TO BE UNENCUMBERED	NEEDS AS ESTIMATED BY GOVERNING BOARD	APPROVED BY COUNTY EXCISE BOARD
ADDED	CANCELLED						
\$ -	\$ -	\$ 1,960,000.00	\$ 1,425,954.91	\$ 166,154.00	\$ 367,891.09	\$ 2,000,000.00	\$ 2,000,000.00
\$ -	\$ -	\$ -	\$ -	\$ -	\$ -	\$ -	\$ -
\$ -	\$ -	\$ 20,000.00	\$ 4,983.43	\$ 2,367.50	\$ 12,649.07	\$ 25,000.00	\$ 25,000.00
\$ 122,689.59	\$ -	\$ 922,689.59	\$ 213,234.17	\$ 17,743.64	\$ 691,711.78	\$ 850,000.00	\$ 850,000.00
\$ 74,770.18	\$ -	\$ 720,000.00	\$ 196,751.90	\$ -	\$ 523,248.10	\$ 382,051.84	\$ 382,051.84
\$ -	\$ -	\$ -	\$ -	\$ -	\$ -	\$ -	\$ -
\$ -	\$ -	\$ 250,000.00	\$ 109,126.25	\$ 17,648.00	\$ 123,225.75	\$ 275,000.00	\$ 275,000.00
\$ -	\$ -	\$ -	\$ -	\$ -	\$ -	\$ -	\$ -
\$ -	\$ -	\$ -	\$ -	\$ -	\$ -	\$ -	\$ -
\$ 197,459.77	\$ -	\$ 3,872,689.59	\$ 1,950,050.66	\$ 203,913.14	\$ 1,718,725.79	\$ 3,532,051.84	\$ 3,532,051.84
\$ -	\$ -	\$ -	\$ -	\$ -	\$ -	\$ -	\$ -
\$ -	\$ -	\$ -	\$ -	\$ -	\$ -	\$ -	\$ -
\$ -	\$ -	\$ -	\$ -	\$ -	\$ -	\$ -	\$ -
\$ -	\$ -	\$ -	\$ -	\$ -	\$ -	\$ -	\$ -
\$ -	\$ -	\$ -	\$ -	\$ -	\$ -	\$ -	\$ -
\$ -	\$ -	\$ -	\$ -	\$ -	\$ -	\$ -	\$ -
\$ -	\$ -	\$ -	\$ -	\$ -	\$ -	\$ -	\$ -
\$ -	\$ -	\$ -	\$ -	\$ -	\$ -	\$ -	\$ -
\$ -	\$ -	\$ -	\$ -	\$ -	\$ -	\$ -	\$ -
\$ -	\$ -	\$ -	\$ -	\$ -	\$ -	\$ -	\$ -
\$ -	\$ -	\$ -	\$ -	\$ -	\$ -	\$ -	\$ -
\$ -	\$ -	\$ -	\$ -	\$ -	\$ -	\$ -	\$ -
\$ -	\$ -	\$ -	\$ -	\$ -	\$ -	\$ -	\$ -
\$ -	\$ -	\$ -	\$ -	\$ -	\$ -	\$ -	\$ -
\$ -	\$ -	\$ -	\$ -	\$ -	\$ -	\$ -	\$ -
\$ -	\$ -	\$ -	\$ -	\$ -	\$ -	\$ -	\$ -
\$ -	\$ -	\$ -	\$ -	\$ -	\$ -	\$ -	\$ -
\$ -	\$ -	\$ -	\$ -	\$ -	\$ -	\$ -	\$ -
\$ -	\$ -	\$ -	\$ -	\$ -	\$ -	\$ -	\$ -
\$ 197,459.77	\$ -	\$ 3,872,689.59	\$ 1,950,050.66	\$ 203,913.14	\$ 1,718,725.79	\$ 3,532,051.84	\$ 3,532,051.84
\$ -	\$ -	\$ -	\$ -	\$ -	\$ -	\$ -	\$ -
\$ 197,459.77	\$ -	\$ 3,872,689.59	\$ 1,950,050.66	\$ 203,913.14	\$ 1,718,725.79	\$ 3,532,051.84	\$ 3,532,051.84

Wednesday, August 28, 2019

	Estimate of Needs by Governing Board	Approved by County Excise Board
	\$ 3,532,051.84	\$ 3,532,051.84
	\$ -	\$ -
	\$ 3,532,051.84	\$ 3,532,051.84

SPECIAL REVENUE FUND ACCOUNTS COVERING THE PERIOD JULY 1, 2018, to JUNE 30, 2019
ESTIMATE OF NEEDS FOR 2019-2020

EXHIBIT "I"

Page 1

Special Revenue Fund Accounts:	Assessor Fee Rev Fund	Juv Bureau Fed Fund	Treasurer Mort Fund
Schedule 1, Detail of Bond and Coupon Indebtedness as of June 30, 2019	2018-2019	2018-2019	2018-2019
CURRENT YEAR	Amount	Amount	Amount
ASSETS:			
Cash Balance June 30, 2019	\$ 11,076.88	\$ (0.00)	\$ 8,704.74
Investments	\$ -	\$ -	\$ -
TOTAL ASSETS	\$ 11,076.88	\$ (0.00)	\$ 8,704.74
LIABILITIES AND RESERVES:			
Warrants Outstanding	\$ -	\$ -	\$ 1,205.84
Reserve for Interest on Warrants	\$ -	\$ -	\$ -
Reserves From Schedule 8	\$ -	\$ -	\$ -
TOTAL LIABILITIES AND RESERVES	\$ -	\$ -	\$ 1,205.84
CASH FUND BALANCE JUNE 30, 2019	\$ 11,076.88	\$ (0.00)	\$ 7,498.90
TOTAL LIABILITIES, RESERVES AND CASH FUND BALANCE	\$ 11,076.88	\$ (0.00)	\$ 8,704.74

Schedule 5, Expenditures Special Revenue Fund Accounts of Current Year	2018-2019	2018-2019	2018-2019
CURRENT YEAR	Amount	Amount	Amount
Cash Balance Reported to Excise Board 6-30-2018	\$ 10,037.16	\$ 248,800.71	\$ 6,632.72
Cash Fund Balance Transferred Out	\$ -	\$ (254,653.01)	\$ -
Cash Fund Balance Transferred In	\$ -	\$ -	\$ -
Adjusted Cash Balance	\$ 10,037.16	\$ (5,852.30)	\$ 6,632.72
Ad Valorem Tax Apportioned To Year In Caption	\$ -	\$ -	\$ -
Miscellaneous Revenue (Schedule 4)	\$ 5,524.16	\$ 8,388.16	\$ 16,546.81
Cash Fund Balance Forward From Preceding Year	\$ -	\$ -	\$ -
Prior Expenditures Recovered	\$ -	\$ -	\$ -
TOTAL RECEIPTS	\$ 5,524.16	\$ 8,388.16	\$ 16,546.81
TOTAL RECEIPTS AND BALANCE	\$ 15,561.32	\$ 2,535.86	\$ 23,179.53
Warrants of Year in Caption	\$ 4,484.44	\$ 2,535.86	\$ 14,474.79
Interest Paid Thereon	\$ -	\$ -	\$ -
TOTAL DISBURSEMENTS	\$ 4,484.44	\$ 2,535.86	\$ 14,474.79
CASH BALANCE JUNE 30, 2019	\$ 11,076.88	\$ (0.00)	\$ 8,704.74
Reserve for Warrants Outstanding	\$ -	\$ -	\$ 1,205.84
Reserve for Interest on Warrants	\$ -	\$ -	\$ -
Reserves From Schedule 8	\$ -	\$ -	\$ -
TOTAL LIABILITIES AND RESERVE	\$ -	\$ -	\$ 1,205.84
DEFICIT: (Red Figure)	\$ -	\$ -	\$ -
CASH FUND BALANCE FORWARD TO SUCCEEDING YEAR	\$ 11,076.88	\$ (0.00)	\$ 7,498.90

Schedule 6, Special Revenue Fund Warrant Accounts of Current Year	2018-2019	2018-2019	2018-2019
CURRENT YEAR	Amount	Amount	Amount
Warrants Outstanding 6-30-2018 of Year in Caption	\$ -	\$ 446.85	\$ 571.81
Warrants Registered During Year	\$ 4,484.44	\$ 2,697.47	\$ 15,876.92
TOTAL	\$ 4,484.44	\$ 3,144.32	\$ 16,448.73
Warrants Paid During Year	\$ 4,484.44	\$ 3,144.32	\$ 15,242.89
Warrants Converted to Bonds or Judgements	\$ -	\$ -	\$ -
Warrants Cancelled	\$ -	\$ -	\$ -
Warrants Estopped by Statute	\$ -	\$ -	\$ -
TOTAL WARRANTS RETIRED	\$ 4,484.44	\$ 3,144.32	\$ 15,242.89
BALANCE WARRANTS OUTSTANDING JUNE 30, 2019	\$ -	\$ -	\$ 1,205.84

**SPECIAL REVENUE FUND ACCOUNTS COVERING THE PERIOD JULY 1, 2018, to JUNE 30, 2019
ESTIMATE OF NEEDS FOR 2019-2020**

EXHIBIT "I"

1

Civil Def Emerg Fund	SH Serv Fee Fund	Clerk lien Fund	Home Refi Fund	Sher Ins Rec Fund	Bridge/Rdway Fund	
2018-2019	2018-2019	2018-2019	2018-2019	2018-2019	2018-2019	
Amount	Amount	Amount	Amount	Amount	Amount	Total
\$ 78,722.13	\$ 133,002.94	\$ 53,429.67	\$ 1,809,982.49	\$ -	\$ 1,858,781.97	\$ 3,953,700.82
\$ -	\$ -	\$ -	\$ -	\$ -	\$ -	\$ -
\$ 78,722.13	\$ 133,002.94	\$ 53,429.67	\$ 1,809,982.49	\$ -	\$ 1,858,781.97	\$ 3,953,700.82
\$ 36,050.99	\$ 1,032.65	\$ 1,485.08	\$ -	\$ -	\$ -	\$ 39,774.56
\$ -	\$ -	\$ -	\$ -	\$ -	\$ -	\$ -
\$ -	\$ 8,008.47	\$ 2,900.00	\$ -	\$ -	\$ 49,869.07	\$ 60,777.54
\$ 36,050.99	\$ 9,041.12	\$ 4,385.08	\$ -	\$ -	\$ 49,869.07	\$ 100,552.10
\$ 42,671.14	\$ 123,961.82	\$ 49,044.59	\$ 1,809,982.49	\$ -	\$ 1,808,912.90	\$ 3,853,148.72
\$ 78,722.13	\$ 133,002.94	\$ 53,429.67	\$ 1,809,982.49	\$ -	\$ 1,858,781.97	\$ 3,953,700.82

2018-2019	2018-2019	2018-2019	2018-2019	2018-2019	2018-2019	
Amount	Amount	Amount	Amount	Amount	Amount	TOTAL
\$ 45,570.23	\$ 52,452.20	\$ 45,491.45	\$ 1,767,962.21		\$ 1,084,798.94	\$ 3,261,745.62
\$ -	\$ (28.43)	\$ -	\$ -	\$ -	\$ -	\$ (254,681.44)
\$ -	\$ 38,946.71	\$ -	\$ -	\$ -	\$ -	\$ 38,946.71
\$ 45,570.23	\$ 91,370.48	\$ 45,491.45	\$ 1,767,962.21	\$ -	\$ 1,084,798.94	\$ 3,046,010.89
\$ -	\$ -	\$ -	\$ -	\$ -	\$ -	\$ -
\$ 184,496.60	\$ 325,767.97	\$ 32,559.20	\$ 76,326.98	\$ -	\$ 1,796,023.45	\$ 2,445,633.33
\$ -	\$ 1,471.87	\$ 1,864.60	\$ -	\$ -	\$ 2,245.70	\$ 5,582.17
\$ -	\$ -	\$ -	\$ -	\$ -	\$ -	\$ -
\$ 184,496.60	\$ 327,239.84	\$ 34,423.80	\$ 76,326.98	\$ -	\$ 1,798,269.15	\$ 2,451,215.50
\$ 230,066.83	\$ 418,610.32	\$ 79,915.25	\$ 1,844,289.19	\$ -	\$ 2,883,068.09	\$ 5,497,226.39
\$ 151,344.70	\$ 285,607.38	\$ 26,485.58	\$ 34,306.70	\$ -	\$ 1,024,286.12	\$ 1,543,525.57
\$ -	\$ -	\$ -	\$ -	\$ -	\$ -	\$ -
\$ 151,344.70	\$ 285,607.38	\$ 26,485.58	\$ 34,306.70	\$ -	\$ 1,024,286.12	\$ 1,543,525.57
\$ 78,722.13	\$ 133,002.94	\$ 53,429.67	\$ 1,809,982.49	\$ -	\$ 1,858,781.97	\$ 3,953,700.82
\$ 36,050.99	\$ 1,032.65	\$ 1,485.08	\$ -	\$ -	\$ -	\$ 39,774.56
\$ -	\$ -	\$ -	\$ -	\$ -	\$ -	\$ -
\$ -	\$ 8,008.47	\$ 2,900.00	\$ -	\$ -	\$ 49,869.07	\$ 60,777.54
\$ 36,050.99	\$ 9,041.12	\$ 4,385.08	\$ -	\$ -	\$ 49,869.07	\$ 100,552.10
\$ -	\$ -	\$ -	\$ -	\$ -	\$ -	\$ -
\$ 42,671.14	\$ 123,961.82	\$ 49,044.59	\$ 1,809,982.49	\$ -	\$ 1,808,912.90	\$ 3,853,148.72

2018-2019	2018-2019	2018-2019	2018-2019	2018-2019	2018-2019	
Amount	Amount	Amount	Amount	Amount	Amount	TOTAL
\$ 27,987.36	\$ 5,753.73	\$ 201.65	\$ -	\$ 54.75	\$ -	\$ 35,016.15
\$ 187,395.69	\$ 298,858.20	\$ 31,512.82	\$ 34,306.70	\$ -	\$ 1,109,378.22	\$ 1,684,510.46
\$ 215,383.05	\$ 304,611.93	\$ 31,714.47	\$ 34,306.70	\$ 54.75	\$ 1,109,378.22	\$ 1,719,526.61
\$ 179,332.06	\$ 303,579.28	\$ 30,229.39	\$ 34,306.70	\$ 54.75	\$ 1,109,378.22	\$ 1,679,752.05
\$ -	\$ -	\$ -	\$ -	\$ -	\$ -	\$ -
\$ -	\$ -	\$ -	\$ -	\$ -	\$ -	\$ -
\$ -	\$ -	\$ -	\$ -	\$ -	\$ -	\$ -
\$ 179,332.06	\$ 303,579.28	\$ 30,229.39	\$ 34,306.70	\$ 54.75	\$ 1,109,378.22	\$ 1,679,752.05
\$ 36,050.99	\$ 1,032.65	\$ 1,485.08	\$ -	\$ -	\$ -	\$ 39,774.56

SPECIAL REVENUE FUND ACCOUNTS COVERING THE PERIOD JULY 1, 2018, to JUNE 30, 2019
ESTIMATE OF NEEDS FOR 2019-2020

EXHIBIT "I"

Page 1

Special Revenue Fund Accounts:	911 Emergency Fund	Juv Detention Fund	SH Grant Fund
Schedule 1, Detail of Bond and Coupon Indebtedness as of June 30, 2019	2018-2019	2018-2019	2018-2019
CURRENT YEAR	Amount	Amount	Amount
ASSETS:			
Cash Balance June 30, 2019	\$ 69,553.97	\$ 266,654.01	\$ 15,725.42
Investments	\$ -	\$ -	\$ -
TOTAL ASSETS	\$ 69,553.97	\$ 266,654.01	\$ 15,725.42
LIABILITIES AND RESERVES:			
Warrants Outstanding	\$ -	\$ 5,257.65	\$ -
Reserve for Interest on Warrants	\$ -	\$ -	\$ -
Reserves From Schedule 8	\$ -	\$ 21,833.91	\$ -
TOTAL LIABILITIES AND RESERVES	\$ -	\$ 27,091.56	\$ -
CASH FUND BALANCE JUNE 30, 2019	\$ 69,553.97	\$ 239,562.45	\$ 15,725.42
TOTAL LIABILITIES, RESERVES AND CASH FUND BALANCE	\$ 69,553.97	\$ 266,654.01	\$ 15,725.42

Schedule 5, Expenditures Special Revenue Fund Accounts of Current Year	2018-2019	2018-2019	2018-2019
CURRENT YEAR	Amount	Amount	Amount
Cash Balance Reported to Excise Board 6-30-2018	\$ 5,785.43	\$ 206,899.65	\$ 3,783.14
Cash Fund Balance Transferred Out	\$ -	\$ -	\$ -
Cash Fund Balance Transferred In	\$ -	\$ 285,427.18	\$ -
Adjusted Cash Balance	\$ 5,785.43	\$ 492,326.83	\$ 3,783.14
Ad Valorem Tax Apportioned To Year In Caption	\$ -	\$ -	\$ -
Miscellaneous Revenue (Schedule 4)	\$ 63,768.54	\$ 1,279,397.75	\$ 16,206.60
Cash Fund Balance Forward From Preceding Year	\$ -	\$ 5,977.42	\$ -
Prior Expenditures Recovered	\$ -	\$ -	\$ -
TOTAL RECEIPTS	\$ 63,768.54	\$ 1,285,375.17	\$ 16,206.60
TOTAL RECEIPTS AND BALANCE	\$ 69,553.97	\$ 1,777,702.00	\$ 19,989.74
Warrants of Year in Caption	\$ -	\$ 1,511,047.99	\$ 4,264.32
Interest Paid Thereon	\$ -	\$ -	\$ -
TOTAL DISBURSEMENTS	\$ -	\$ 1,511,047.99	\$ 4,264.32
CASH BALANCE JUNE 30, 2019	\$ 69,553.97	\$ 266,654.01	\$ 15,725.42
Reserve for Warrants Outstanding	\$ -	\$ 5,257.65	\$ -
Reserve for Interest on Warrants	\$ -	\$ -	\$ -
Reserves From Schedule 8	\$ -	\$ 21,833.91	\$ -
TOTAL LIABILITIES AND RESERVE	\$ -	\$ 27,091.56	\$ -
DEFICIT: (Red Figure)	\$ -	\$ -	\$ -
CASH FUND BALANCE FORWARD TO SUCCEEDING YEAR	\$ 69,553.97	\$ 239,562.45	\$ 15,725.42

Schedule 6, Special Revenue Fund Warrant Accounts of Current Year	2018-2019	2018-2019	2018-2019
CURRENT YEAR	Amount	Amount	Amount
Warrants Outstanding 6-30-2018 of Year in Caption	\$ -	\$ 10,908.12	\$ -
Warrants Registered During Year	\$ 100,000.00	\$ 1,541,513.74	\$ 7,756.32
TOTAL	\$ 100,000.00	\$ 1,552,421.86	\$ 7,756.32
Warrants Paid During Year	\$ 100,000.00	\$ 1,547,164.21	\$ 7,756.32
Warrants Covered to Bonds or Judgements	\$ -	\$ -	\$ -
Warrants Cancelled	\$ -	\$ -	\$ -
Warrants Estopped by Statute	\$ -	\$ -	\$ -
TOTAL WARRANTS RETIRED	\$ 100,000.00	\$ 1,547,164.21	\$ 7,756.32
BALANCE WARRANTS OUTSTANDING JUNE 30, 2019	\$ -	\$ 5,257.65	\$ -

Interest Earnings 2018-2019

Wednesday, August 28, 2019

SPECIAL REVENUE FUND ACCOUNTS COVERING THE PERIOD JULY 1, 2018, to JUNE 30, 2019
ESTIMATE OF NEEDS FOR 2019-2020

EXHIBIT "I"

1

Resale Prop Fund	Law Library Fund	Excess Resale Fund	Preservation Fee Fund	ST Jail Fund	Juv Bur FED IV-E Fund	Total
2018-2019	2018-2019	2018-2019	2018-2019	2018-2019	2018-2019	
Amount	Amount	Amount	Amount	Amount	Amount	Total
\$ 1,149,649.02	\$ 5,658.70	\$ 273,733.60	\$ 81,948.11	\$ 265,027.66	\$ 261,187.34	\$ 2,389,137.83
\$ -	\$ -	\$ -	\$ -	\$ -	\$ -	\$ -
\$ 1,149,649.02	\$ 5,658.70	\$ 273,733.60	\$ 81,948.11	\$ 265,027.66	\$ 261,187.34	\$ 2,389,137.83
\$ 13,504.87	\$ -	\$ -	\$ 172.93	\$ -	\$ 821.85	\$ 19,757.30
\$ -	\$ -	\$ -	\$ -	\$ -	\$ -	\$ -
\$ -	\$ -	\$ -	\$ -	\$ -	\$ 549.19	\$ 22,383.10
\$ 13,504.87	\$ -	\$ -	\$ 172.93	\$ -	\$ 1,371.04	\$ 42,140.40
\$ 1,136,144.15	\$ 5,658.70	\$ 273,733.60	\$ 81,775.18	\$ 265,027.66	\$ 259,816.30	\$ 2,346,997.43
\$ 1,149,649.02	\$ 5,658.70	\$ 273,733.60	\$ 81,948.11	\$ 265,027.66	\$ 261,187.34	\$ 2,389,137.83

2018-2019	2018-2019	2018-2019	2018-2019	2018-2019	2018-2019	TOTAL
Amount	Amount	Amount	Amount	Amount	Amount	TOTAL
\$ 783,143.94	\$ 5,788.27	\$ 125,131.79	\$ 104,526.67	\$ 88,735.82	\$ -	\$ 1,323,794.71
\$ -	\$ -	\$ -	\$ -	\$ -	\$ -	\$ -
\$ -	\$ -	\$ -	\$ -	\$ -	\$ 254,653.01	\$ 540,080.19
\$ 783,143.94	\$ 5,788.27	\$ 125,131.79	\$ 104,526.67	\$ 88,735.82	\$ 254,653.01	\$ 1,863,874.90
\$ -	\$ -	\$ -	\$ -	\$ -	\$ -	\$ -
\$ 690,814.08	\$ 68,405.48	\$ 257,881.64	\$ 89,780.00	\$ 3,157,783.40	\$ 19,298.05	\$ 5,643,335.54
\$ -	\$ -	\$ -	\$ -	\$ -	\$ -	\$ 5,977.42
\$ -	\$ -	\$ -	\$ -	\$ -	\$ -	\$ -
\$ 690,814.08	\$ 68,405.48	\$ 257,881.64	\$ 89,780.00	\$ 3,157,783.40	\$ 19,298.05	\$ 5,649,312.96
\$ 1,473,958.02	\$ 74,193.75	\$ 383,013.43	\$ 194,306.67	\$ 3,246,519.22	\$ 273,951.06	\$ 7,513,187.86
\$ 324,309.00	\$ 68,535.05	\$ 109,279.83	\$ 112,358.56	\$ 2,981,491.56	\$ 12,763.72	\$ 5,124,050.03
\$ -	\$ -	\$ -	\$ -	\$ -	\$ -	\$ -
\$ 324,309.00	\$ 68,535.05	\$ 109,279.83	\$ 112,358.56	\$ 2,981,491.56	\$ 12,763.72	\$ 5,124,050.03
\$ 1,149,649.02	\$ 5,658.70	\$ 273,733.60	\$ 81,948.11	\$ 265,027.66	\$ 261,187.34	\$ 2,389,137.83
\$ 13,504.87	\$ -	\$ -	\$ 172.93	\$ -	\$ 821.85	\$ 19,757.30
\$ -	\$ -	\$ -	\$ -	\$ -	\$ -	\$ -
\$ -	\$ -	\$ -	\$ -	\$ -	\$ 549.19	\$ 22,383.10
\$ 13,504.87	\$ -	\$ -	\$ 172.93	\$ -	\$ 1,371.04	\$ 42,140.40
\$ -	\$ -	\$ -	\$ -	\$ -	\$ -	\$ -
\$ 1,136,144.15	\$ 5,658.70	\$ 273,733.60	\$ 81,775.18	\$ 265,027.66	\$ 259,816.30	\$ 2,346,997.43

2018-2019	2018-2019	2018-2019	2018-2019	2018-2019	2018-2019	TOTAL
Amount	Amount	Amount	Amount	Amount	Amount	TOTAL
\$ 5,799.17	\$ -	\$ -	\$ -	\$ 277,528.00	\$ -	\$ 294,235.29
\$ 337,813.87	\$ 68,535.05	\$ 109,279.83	\$ 112,605.36	\$ 2,981,491.56	\$ 13,585.57	\$ 5,272,581.30
\$ 343,613.04	\$ 68,535.05	\$ 109,279.83	\$ 112,605.36	\$ 3,259,019.56	\$ 13,585.57	\$ 5,566,816.59
\$ 330,108.17	\$ 68,535.05	\$ 109,279.83	\$ 112,432.43	\$ 3,259,019.56	\$ 12,763.72	\$ 5,547,059.29
\$ -	\$ -	\$ -	\$ -	\$ -	\$ -	\$ -
\$ -	\$ -	\$ -	\$ -	\$ -	\$ -	\$ -
\$ -	\$ -	\$ -	\$ -	\$ -	\$ -	\$ -
\$ 330,108.17	\$ 68,535.05	\$ 109,279.83	\$ 112,432.43	\$ 3,259,019.56	\$ 12,763.72	\$ 5,547,059.29
\$ 13,504.87	\$ -	\$ -	\$ 172.93	\$ -	\$ 821.85	\$ 19,757.30

Interest Earnings 2018-2019

Wednesday, August 28, 2019

SPECIAL REVENUE FUND ACCOUNTS COVERING THE PERIOD JULY 1, 2018, to JUNE 30, 2019
ESTIMATE OF NEEDS FOR 2019-2020

EXHIBIT "I"

Page 1

Special Revenue Fund Accounts:	ST Sheriff Fund	SH CTHS Sec Fund	REAP Grant Fund
Schedule 1, Detail of Bond and Coupon Indebtedness as of June 30, 2019	2018-2019	2018-2019	2018-2019
CURRENT YEAR	Amount	Amount	Amount
ASSETS:			
Cash Balance June 30, 2019	\$ 199,130.24	\$ 0.00	\$ 36,000.00
Investments	\$ -	\$ -	\$ -
TOTAL ASSETS	\$ 199,130.24	\$ 0.00	\$ 36,000.00
LIABILITIES AND RESERVES:			
Warrants Outstanding	\$ 3,876.01	\$ -	\$ 2,005.00
Reserve for Interest on Warrants	\$ -	\$ -	\$ -
Reserves From Schedule 8	\$ 15,600.00	\$ -	\$ 33,995.00
TOTAL LIABILITIES AND RESERVES	\$ 19,476.01	\$ -	\$ 36,000.00
CASH FUND BALANCE JUNE 30, 2019	\$ 179,654.23	\$ 0.00	\$ -
TOTAL LIABILITIES, RESERVES AND CASH FUND BALANCE	\$ 199,130.24	\$ 0.00	\$ 36,000.00

Schedule 5, Expenditures Special Revenue Fund Accounts of Current Year	2018-2019	2018-2019	2018-2019
CURRENT YEAR	Amount	Amount	Amount
Cash Balance Reported to Excise Board 6-30-2018	\$ 102,242.32	\$ 38,918.28	\$ 45,000.00
Cash Fund Balance Transferred Out	\$ (7,148.69)	\$ (38,946.71)	\$ -
Cash Fund Balance Transferred In	\$ -	\$ 28.43	\$ -
Adjusted Cash Balance	\$ 95,093.63	\$ 0.00	\$ 45,000.00
Ad Valorem Tax Apportioned To Year In Caption	\$ -	\$ -	\$ -
Miscellaneous Revenue (Schedule 4)	\$ 196,485.38	\$ -	\$ 36,000.00
Cash Fund Balance Forward From Preceding Year	\$ 33.63	\$ -	\$ -
Prior Expenditures Recovered	\$ -	\$ -	\$ -
TOTAL RECEIPTS	\$ 196,519.01	\$ -	\$ 36,000.00
TOTAL RECEIPTS AND BALANCE	\$ 291,612.64	\$ 0.00	\$ 81,000.00
Warrants of Year in Caption	\$ 92,482.40	\$ -	\$ 45,000.00
Interest Paid Thereon	\$ -	\$ -	\$ -
TOTAL DISBURSEMENTS	\$ 92,482.40	\$ -	\$ 45,000.00
CASH BALANCE JUNE 30, 2019	\$ 199,130.24	\$ 0.00	\$ 36,000.00
Reserve for Warrants Outstanding	\$ 3,876.01	\$ -	\$ 2,005.00
Reserve for Interest on Warrants	\$ -	\$ -	\$ -
Reserves From Schedule 8	\$ 15,600.00	\$ -	\$ 33,995.00
TOTAL LIABILITIES AND RESERVE	\$ 19,476.01	\$ -	\$ 36,000.00
DEFICIT: (Red Figure)	\$ -	\$ -	\$ -
CASH FUND BALANCE FORWARD TO SUCCEEDING YEAR	\$ 179,654.23	\$ 0.00	\$ -

Schedule 6, Special Revenue Fund Warrant Accounts of Current Year	2018-2019	2018-2019	2018-2019
CURRENT YEAR	Amount	Amount	Amount
Warrants Outstanding 6-30-2018 of Year in Caption	\$ 50,933.99	\$ -	\$ -
Warrants Registered During Year	\$ 168,368.28	\$ -	\$ 47,005.00
TOTAL	\$ 219,302.27	\$ -	\$ 47,005.00
Warrants Paid During Year	\$ 215,426.26	\$ -	\$ 45,000.00
Warrants Converted to Bonds or Judgements	\$ -	\$ -	\$ -
Warrants Cancelled	\$ -	\$ -	\$ -
Warrants Estopped by Statute	\$ -	\$ -	\$ -
TOTAL WARRANTS RETIRED	\$ 215,426.26	\$ -	\$ 45,000.00
BALANCE WARRANTS OUTSTANDING JUNE 30, 2019	\$ 3,876.01	\$ -	\$ 2,005.00

SPECIAL REVENUE FUND ACCOUNTS COVERING THE PERIOD JULY 1, 2018, to JUNE 30, 2019
ESTIMATE OF NEEDS FOR 2019-2020

EXHIBIT "I"

Court Clerk Rev Fund	CT Payroll Fund	Capital Project Fund	ST Rural Fire Fund	Rev. Use Tax Fund	ODOT ETR Fund	
2018-2019	2018-2019	2018-2019	2018-2019	2018-2019	2018-2019	
Amount	Amount	Amount	Amount	Amount	Amount	Total
\$ 53,828.46	\$ 349.40	\$ -	\$ 21,221.96	\$ 1,411,899.94	\$ -	\$ 1,722,430.00
\$ -	\$ -	\$ -	\$ -	\$ -	\$ -	\$ -
\$ 53,828.46	\$ 349.40	\$ -	\$ 21,221.96	\$ 1,411,899.94	\$ -	\$ 1,722,430.00
\$ -	\$ 30.00	\$ -	\$ -	\$ -	\$ -	\$ 5,911.01
\$ -	\$ -	\$ -	\$ -	\$ -	\$ -	\$ -
\$ -	\$ -	\$ -	\$ -	\$ -	\$ -	\$ 49,595.00
\$ -	\$ 30.00	\$ -	\$ -	\$ -	\$ -	\$ 55,506.01
\$ 53,828.46	\$ 319.40	\$ -	\$ 21,221.96	\$ 1,411,899.94	\$ -	\$ 1,666,923.99
\$ 53,828.46	\$ 349.40	\$ -	\$ 21,221.96	\$ 1,411,899.94	\$ -	\$ 1,722,430.00

2018-2019	2018-2019	2018-2019	2018-2019	2018-2019	2018-2019	
Amount	Amount	Amount	Amount	Amount	Amount	TOTAL
\$ 35,164.67	\$ -	\$ -	\$ 19,847.98	\$ 1,097,803.60	\$ 1,418.02	\$ 1,340,394.87
\$ -	\$ -	\$ -	\$ -	\$ -	\$ -	\$ (46,095.40)
\$ -	\$ -	\$ -	\$ -	\$ -	\$ 393,599.21	\$ 393,627.64
\$ 35,164.67	\$ -	\$ -	\$ 19,847.98	\$ 1,097,803.60	\$ 395,017.23	\$ 1,687,927.11
\$ -	\$ -	\$ -	\$ -	\$ -	\$ -	\$ -
\$ 113,714.25	\$ 398,765.55	\$ 17,385.00	\$ 252,749.94	\$ 485,758.34	\$ -	\$ 1,500,858.46
\$ -	\$ -	\$ -	\$ -	\$ -	\$ -	\$ 33.63
\$ -	\$ -	\$ -	\$ -	\$ -	\$ -	\$ -
\$ 113,714.25	\$ 398,765.55	\$ 17,385.00	\$ 252,749.94	\$ 485,758.34	\$ -	\$ 1,500,892.09
\$ 148,878.92	\$ 398,765.55	\$ 17,385.00	\$ 272,597.92	\$ 1,583,561.94	\$ 395,017.23	\$ 3,188,819.20
\$ 95,050.46	\$ 398,416.15	\$ 17,385.00	\$ 251,375.96	\$ 171,662.00	\$ 395,017.23	\$ 1,466,389.20
\$ -	\$ -	\$ -	\$ -	\$ -	\$ -	\$ -
\$ 95,050.46	\$ 398,416.15	\$ 17,385.00	\$ 251,375.96	\$ 171,662.00	\$ 395,017.23	\$ 1,466,389.20
\$ 53,828.46	\$ 349.40	\$ -	\$ 21,221.96	\$ 1,411,899.94	\$ -	\$ 1,722,430.00
\$ -	\$ 30.00	\$ -	\$ -	\$ -	\$ -	\$ 5,911.01
\$ -	\$ -	\$ -	\$ -	\$ -	\$ -	\$ -
\$ -	\$ -	\$ -	\$ -	\$ -	\$ -	\$ 49,595.00
\$ -	\$ 30.00	\$ -	\$ -	\$ -	\$ -	\$ 55,506.01
\$ -	\$ -	\$ -	\$ -	\$ -	\$ -	\$ -
\$ 53,828.46	\$ 319.40	\$ -	\$ 21,221.96	\$ 1,411,899.94	\$ -	\$ 1,666,923.99

2018-2019	2018-2019	2018-2019	2018-2019	2018-2019	2018-2019	
Amount	Amount	Amount	Amount	Amount	Amount	TOTAL
\$ 3,800.83	\$ -	\$ -	\$ -	\$ -	\$ -	\$ 54,734.82
\$ 95,050.46	\$ 398,446.15	\$ 17,385.00	\$ 251,375.96	\$ 178,662.00	\$ 395,017.23	\$ 1,551,310.08
\$ 98,851.29	\$ 398,446.15	\$ 17,385.00	\$ 251,375.96	\$ 178,662.00	\$ 395,017.23	\$ 1,606,044.90
\$ 98,851.29	\$ 398,416.15	\$ 17,385.00	\$ 251,375.96	\$ 178,662.00	\$ 395,017.23	\$ 1,600,133.89
\$ -	\$ -	\$ -	\$ -	\$ -	\$ -	\$ -
\$ -	\$ -	\$ -	\$ -	\$ -	\$ -	\$ -
\$ -	\$ -	\$ -	\$ -	\$ -	\$ -	\$ -
\$ 98,851.29	\$ 398,416.15	\$ 17,385.00	\$ 251,375.96	\$ 178,662.00	\$ 395,017.23	\$ 1,600,133.89
\$ -	\$ 30.00	\$ -	\$ -	\$ -	\$ -	\$ 5,911.01

SPECIAL REVENUE FUND ACCOUNTS COVERING THE PERIOD JULY 1, 2018, to JUNE 30, 2019
ESTIMATE OF NEEDS FOR 2019-2020

EXHIBIT "I"

Page 1

Special Revenue Fund Accounts:	County Line Rd Fund	ST Cap Imp Fund	St Ind Authority Fund
Schedule 1, Detail of Bond and Coupon Indebtedness as of June 30, 2019	2018-2019	2018-2019	2018-2019
CURRENT YEAR	Amount	Amount	Amount
ASSETS:			
Cash Balance June 30, 2019	\$ -	\$ 300,479.61	\$ 63,741.60
Investments	\$ -	\$ -	\$ -
TOTAL ASSETS	\$ -	\$ 300,479.61	\$ 63,741.60
LIABILITIES AND RESERVES:			
Warrants Outstanding	\$ -	\$ -	\$ -
Reserve for Interest on Warrants	\$ -	\$ -	\$ -
Reserves From Schedule 8	\$ -	\$ -	\$ -
TOTAL LIABILITIES AND RESERVES	\$ -	\$ -	\$ -
CASH FUND BALANCE JUNE 30, 2019	\$ -	\$ 300,479.61	\$ 63,741.60
TOTAL LIABILITIES, RESERVES AND CASH FUND BALANCE	\$ -	\$ 300,479.61	\$ 63,741.60

Schedule 5, Expenditures Special Revenue Fund Accounts of Current Year	2018-2019	2018-2019	2018-2019
CURRENT YEAR	Amount	Amount	Amount
Cash Balance Reported to Excise Board 6-30-2018	\$ -	\$ 143,341.52	\$ 59,646.11
Cash Fund Balance Transferred Out	\$ -	\$ -	\$ -
Cash Fund Balance Transferred In	\$ -	\$ -	\$ -
Adjusted Cash Balance	\$ -	\$ 143,341.52	\$ 59,646.11
Ad Valorem Tax Apportioned To Year In Caption	\$ -	\$ -	\$ -
Miscellaneous Revenue (Schedule 4)	\$ -	\$ 161,900.58	\$ 759,124.18
Cash Fund Balance Forward From Preceding Year	\$ -	\$ -	\$ -
Prior Expenditures Recovered	\$ -	\$ -	\$ -
TOTAL RECEIPTS	\$ -	\$ 161,900.58	\$ 759,124.18
TOTAL RECEIPTS AND BALANCE	\$ -	\$ 305,242.10	\$ 818,770.29
Warrants of Year in Caption	\$ -	\$ 4,762.49	\$ 755,028.69
Interest Paid Thereon	\$ -	\$ -	\$ -
TOTAL DISBURSEMENTS	\$ -	\$ 4,762.49	\$ 755,028.69
CASH BALANCE JUNE 30, 2019	\$ -	\$ 300,479.61	\$ 63,741.60
Reserve for Warrants Outstanding	\$ -	\$ -	\$ -
Reserve for Interest on Warrants	\$ -	\$ -	\$ -
Reserves From Schedule 8	\$ -	\$ -	\$ -
TOTAL LIABILITIES AND RESERVE	\$ -	\$ -	\$ -
DEFICIT: (Red Figure)	\$ -	\$ -	\$ -
CASH FUND BALANCE FORWARD TO SUCCEEDING YEAR	\$ -	\$ 300,479.61	\$ 63,741.60

Schedule 6, Special Revenue Fund Warrant Accounts of Current Year	2018-2019	2018-2019	2018-2019
CURRENT YEAR	Amount	Amount	Amount
Warrants Outstanding 6-30-2018 of Year in Caption	\$ -	\$ -	\$ -
Warrants Registered During Year	\$ -	\$ 4,762.49	\$ 755,028.69
TOTAL	\$ -	\$ 4,762.49	\$ 755,028.69
Warrants Paid During Year	\$ -	\$ 4,762.49	\$ 755,028.69
Warrants Covered to Bonds or Judgements	\$ -	\$ -	\$ -
Warrants Cancelled	\$ -	\$ -	\$ -
Warrants Estopped by Statute	\$ -	\$ -	\$ -
TOTAL WARRANTS RETIRED	\$ -	\$ 4,762.49	\$ 755,028.69
BALANCE WARRANTS OUTSTANDING JUNE 30, 2019	\$ -	\$ -	\$ -

SPECIAL REVENUE FUND ACCOUNTS COVERING THE PERIOD JULY 1, 2018, to JUNE 30, 2019
ESTIMATE OF NEEDS FOR 2019-2020

EXHIBIT "I"

ST Fairground Fund	Covatine RD housing Fund	TIF Distriubtion Fund	Sheriff Forfeiture Fund	Litter Enviro Reward Fund	Escrow A/C Fund	Total
2018-2019	2018-2019	2018-2019	2018-2019	2018-2019	2018-2019	
Amount	Amount	Amount	Amount	Amount	Amount	
\$ 22,562.93	\$ -	\$ 7,762.43	\$ 2,368.00	\$ 21.48	\$ -	\$ 396,936.05
\$ -	\$ -	\$ -	\$ -	\$ -	\$ -	\$ -
\$ 22,562.93	\$ -	\$ 7,762.43	\$ 2,368.00	\$ 21.48	\$ -	\$ 396,936.05
\$ -	\$ -	\$ -	\$ -	\$ -	\$ -	\$ -
\$ -	\$ -	\$ -	\$ -	\$ -	\$ -	\$ -
\$ -	\$ -	\$ -	\$ -	\$ 0.03	\$ -	\$ 0.03
\$ -	\$ -	\$ -	\$ -	\$ 0.03	\$ -	\$ 0.03
\$ 22,562.93	\$ -	\$ 7,762.43	\$ 2,368.00	\$ 21.45	\$ -	\$ 396,936.02
\$ 22,562.93	\$ -	\$ 7,762.43	\$ 2,368.00	\$ 21.48	\$ -	\$ 396,936.05

2018-2019	2018-2019	2018-2019	2018-2019	2018-2019	2018-2019	TOTAL
Amount	Amount	Amount	Amount	Amount	Amount	
\$ 21,100.61	\$ -	\$ 8,670.50	\$ 3,268.00	\$ 0.03	\$ -	\$ 236,026.77
\$ -	\$ -	\$ (8,670.50)	\$ -	\$ -	\$ (37,051.93)	\$ (45,722.43)
\$ -	\$ -	\$ -	\$ -	\$ -	\$ -	\$ -
\$ 21,100.61	\$ -	\$ -	\$ 3,268.00	\$ 0.03	\$ (37,051.93)	\$ 190,304.34
\$ -	\$ -	\$ -	\$ -	\$ -	\$ -	\$ -
\$ 268,672.75	\$ -	\$ 614,153.43	\$ -	\$ 21.45	\$ 40,151.28	\$ 1,844,023.67
\$ -	\$ -	\$ -	\$ -	\$ -	\$ -	\$ -
\$ -	\$ -	\$ -	\$ -	\$ -	\$ -	\$ -
\$ 268,672.75	\$ -	\$ 614,153.43	\$ -	\$ 21.45	\$ 40,151.28	\$ 1,844,023.67
\$ 289,773.36	\$ -	\$ 614,153.43	\$ 3,268.00	\$ 21.48	\$ 3,099.35	\$ 2,034,328.01
\$ 267,210.43	\$ -	\$ 606,391.00	\$ 900.00	\$ -	\$ 3,099.35	\$ 1,637,391.96
\$ -	\$ -	\$ -	\$ -	\$ -	\$ -	\$ -
\$ 267,210.43	\$ -	\$ 606,391.00	\$ 900.00	\$ -	\$ 3,099.35	\$ 1,637,391.96
\$ 22,562.93	\$ -	\$ 7,762.43	\$ 2,368.00	\$ 21.48	\$ -	\$ 396,936.05
\$ -	\$ -	\$ -	\$ -	\$ -	\$ -	\$ -
\$ -	\$ -	\$ -	\$ -	\$ -	\$ -	\$ -
\$ -	\$ -	\$ -	\$ -	\$ 0.03	\$ -	\$ 0.03
\$ -	\$ -	\$ -	\$ -	\$ 0.03	\$ -	\$ 0.03
\$ -	\$ -	\$ -	\$ -	\$ -	\$ -	\$ -
\$ 22,562.93	\$ -	\$ 7,762.43	\$ 2,368.00	\$ 21.45	\$ -	\$ 396,936.02

2018-2019	2018-2019	2018-2019	2018-2019	2018-2019	2018-2019	TOTAL
Amount	Amount	Amount	Amount	Amount	Amount	
\$ -	\$ -	\$ -	\$ -	\$ -	\$ -	\$ -
\$ 267,210.43	\$ -	\$ 606,391.00	\$ 900.00	\$ -	\$ 3,099.35	\$ 1,637,391.96
\$ 267,210.43	\$ -	\$ 606,391.00	\$ 900.00	\$ -	\$ 3,099.35	\$ 1,637,391.96
\$ 267,210.43	\$ -	\$ 606,391.00	\$ 900.00	\$ -	\$ 3,099.35	\$ 1,637,391.96
\$ -	\$ -	\$ -	\$ -	\$ -	\$ -	\$ -
\$ -	\$ -	\$ -	\$ -	\$ -	\$ -	\$ -
\$ -	\$ -	\$ -	\$ -	\$ -	\$ -	\$ -
\$ 267,210.43	\$ -	\$ 606,391.00	\$ 900.00	\$ -	\$ 3,099.35	\$ 1,637,391.96
\$ -	\$ -	\$ -	\$ -	\$ -	\$ -	\$ -

CERTIFICATE OF EXCISE BOARD
ESTIMATE OF NEEDS FOR 2019-2020

STATE OF OKLAHOMA, COUNTY OF COMANCHE

We, the members of the Excise Board of said County and State, do hereby certify that we have examined the foregoing estimates of proposed current expenses for the ensuing fiscal year as filed with the Board of County Commissioners, and those directly under, or in contractual relationship with, the Board of County Commissioners; we have ascertained from the Financial Statements submitted therewith the amount of Surplus Balances of Cash on Hand; we have considered the uncollected ad valorem taxes of the previous year or years; and we have ascertained that the probable Income estimated to be collected from all sources other than ad valorem taxation may reasonably be expected as a revenue for the ensuing fiscal year, and that the same does not exceed 90% of the actual collection from such sources for the previous fiscal year.

In so doing, we have diligently performed the duties imposed upon the Excise Board by 68 O.S. 1991 Section 3007, (1) ascertaining that the financial statements, as to statistics therein contained reflect the true fiscal condition at the close of the fiscal year, or caused the same to be corrected so to show; (2) struck from the estimate of needs so submitted any items not authorized by law and reduced to the sum authorized by law any items restricted by statute as to the amount lawfully expendable therefore; (3) supplemented such estimate, after proper publication, by an estimate of needs prepared by this Excise Board to make provision for mandatory governmental functions where the estimate submitted wholly failed or was deemed inadequate to fulfill the mandate of the Constitutions or of the Legislature; (4) computed the total means available to each fund in the manner provided; and (5) then and only thereafter. -

Accordingly, we have and do hereby appropriate the Surplus Balances of Cash on Hand, and the Revenues and Levies hereinafter set forth for each Fund to the several and specific purposes named in such estimates, by each, to the intent and purpose that CONSTITUTIONAL GOVERNMENTAL FUNCTIONS shall be first assured and provided for, and subsequently to provide for Legislative Governmental Functions insofar as to the available Surpluses, Revenues and Levies will permit; and we have provided also that the Levies are in excess of the amount appropriated to needs after deducting the surplus cash balance on hand, and Estimated Revenues other than tax, by the percentage and amount or reserve for delinquent tax as hereinafter set forth, which we have determined in the manner provided by law.

We further certify that we have examined the within statements of account and estimated needs or requirements of the Governing Board of 2018 County, in relation to the Sinking Fund or Funds thereof, and after finding the same correct or having caused the same to be corrected pursuant to 68 O. S. 1991 Section 3009, have approved the requirements therefor to fulfill the conditions of Section 26 and 28 of Article 10, Oklahoma Constitution, and have made and certified a tax levy therefor to the extent of the excess of said total requirements over the total of items 2, 3, 6, and 12 of Exhibit "Y" (Page 2) and any other legal deduction, including a reserve of 10 % for delinquent taxes.

CERTIFICATE OF EXCISE BOARD
ESTIMATE OF NEEDS FOR 2019-2020

County Excise Board's Appropriation of Income and Revenue	General Fund	Building Fund	Co-op Fund	Industrial Bonds	Sinking Fund (Exc. Homesteads)
Appropriation Approved & Provision Made	\$ 10,427,765.81	\$ -	\$ -	\$ -	\$ -
Appropriation of Revenues	\$ -	\$ -	\$ -	\$ -	\$ -
Excess of Assets Over Liabilities	\$ 3,797,228.08	\$ -	\$ -	\$ -	\$ -
Unclaimed Protest Tax Refunds	\$ -	\$ -	\$ -	\$ -	\$ -
Miscellaneous Estimated Revenues	\$ -	\$ -	\$ -	\$ -	\$ -
Est. Value of Surplus Tax in Process	\$ -	\$ -	\$ -	\$ -	\$ -
Sinking Fund Contributions	\$ -	\$ -	\$ -	\$ -	\$ -
Surplus Building Fund Cash	\$ -	\$ -	\$ -	\$ -	\$ -
Total Other Than 2018 Tax	\$ 3,797,228.08	\$ -	\$ -	\$ -	\$ -
Balance Required	\$ 6,630,537.73	\$ -	\$ -	\$ -	\$ -
Add 10% for Delinquency	\$ 663,053.77	\$ -	\$ -	\$ -	\$ -
Total Required for 2018 Tax	\$ 7,293,591.50	\$ -	\$ -	\$ -	\$ -
Rate of Levy Required and Certified (in Mills)	10.23	0.00	0.00	0.00	0.00

We further certify that the net assessed valuation of the Property, subject to ad valorem taxes, after the amount of all Homestead Exemptions have been deducted in the said County as finally equalized and certified by the State Board of Equalization for the current year 2019-2020 is as follows:

VALUATION AND LEVIES EXCLUDING HOMESTEADS				
County	Real	Personal	Public Service	Total
Total Valuation,	\$ 555,113,821.00	\$ 111,912,389.00	\$ 45,934,836.00	\$ 712,961,046.00

and that the assessed valuations herein certified have been used in computing the rates of mill levies and the proceeds thereof appropriated as aforesaid; and that having ascertained as aforesaid, the aggregate amount to be raised by ad valorem taxation, we thereupon made the levies therefor as provided by law as follows:

General Fur	10.23 Mi Building Fund	0.00 Mills;	Sinking Fund	0.00 Mills;	Sub-Total	10.23 Mills;
<hr/>						
Free Fair Budget Account (Levy Per Applicable Statute)						0.00 Mills;
Free Fair Improvement Budget Account (Net Proceeds of 1.00 Mill)						0.00 Mills;
Free Fair Additional Improvement Budget Account (Net Proceeds of 1.00 Mill)						0.00 Mills;
Library Budget Account (Net Proceeds of 1/2 of 1.00 Mill)						0.00 Mills;
Cooperative County/City-County Library Budget Account (1.00 to 4.00 Mills)						0.00 Mills;
County Cemetery (Prior To Aug. 15, 1933) Budget Account (Net Proceeds of 1/5 of 1.00 Mill)						0.00 Mills;
Public Buildings Budget Account (Not To Exceed 5.00 Mills)						0.00 Mills;
County Health Fund (Not To Exceed 2.50 Mills)						2.56 Mills;
Emergency Medical Service (Not To Exceed 3.00 Mills)						0.00 Mills;
Total County Levies						12.79 Mills;
County Wide Levy For Schools (4.00 Mills)						4.09 Mills;
Total County Wide Levy						16.88 Mills;


and we do hereby order the above levies to be certified forthwith by the Secretary of this Board to the County Assessor of said County, in order that the County Assessor may immediately extend said levies upon the Tax Rolls for the year 2020 without regard to any protest that may be filed against any levies, as required by 68 O. S. 1991, Section 2869

Dated at Lawton, Oklahoma, this 9 day of September, 2019.


Excise Board Member


Excise Board Chairman




Excise Board Secretary

COMANCHE COUNTY,
STATISTICAL DATA
FISCAL YEAR 2018-2019

Total Valuation

Total Gross Valuation Real Property \$ 624,440,891.00
Total Homestead Exemption \$ 69,327,070.00

Total Real Property \$ 555,113,821.00

Total Personal Property \$ 111,912,389.00
Total Public Service Property \$ 45,934,836.00

Total Valuation of Property \$ 712,961,046.00



[Handwritten signature]

[Handwritten signature]

PUBLICATION SHEET - COMANCHE COUNTY, OKLAHOMA
 FINANCIAL STATEMENT OF THE VARIOUS FUNDS FOR THE FISCAL YEAR ENDING JUNE 30, 2019, AND ESTIMATE OF NEEDS
 FOR THE FISCAL YEAR ENDING JUNE 30, 2020, OF THE GOVERNING BOARD OF
 COMANCHE COUNTY, OKLAHOMA

EXHIBIT "Z"

Page 1

STATEMENT OF FINANCIAL CONDITION AS OF JUNE 30, 2019	GENERAL FUND	BUILDING FUND	CO-OP FUND	HEALTH FUND
	Detail	Detail	Detail	Detail
ASSETS:				
Cash Balance June 30, 2019	\$ 4,307,466.49	\$ -	\$ -	\$ 2,335,727.01
Investments	\$ -	\$ -	\$ -	\$ -
TOTAL ASSETS	\$ 4,307,466.49	\$ -	\$ -	\$ 2,335,727.01
LIABILITIES AND RESERVES:				
Warrants Outstanding	\$ 248,013.41	\$ -	\$ -	\$ 259,016.83
Reserve for Interest on Warrants	\$ -	\$ -	\$ -	\$ -
Reserves From Schedule 8	\$ 262,225.00	\$ -	\$ -	\$ 203,913.14
TOTAL LIABILITIES AND RESERVES	\$ 510,238.41	\$ -	\$ -	\$ 462,929.97
CASH FUND BALANCE (Deficit) JUNE 30, 2019	\$ 3,797,228.08	\$ -	\$ -	\$ 1,872,797.04

ESTIMATED NEEDS FOR FISCAL YEAR ENDING JUNE 30, 2019

GENERAL FUND	GENERAL FUND	SINKING FUND BALANCE SHEET	SINKING FUND
Current Expense	\$ 10,427,765.81	1. Cash Balance on Hand June 30, 2019	\$ -
Reserve for Int. on Warrants & Revaluation	\$ -	2. Legal Investments Properly Maturing	\$ -
Total Required	\$ 10,427,765.81	3. Judgements Paid to Recover by Tax Levy	\$ -
FINANCED		4. Total Liquid Assets	\$ -
Cash Fund Balance	\$ 3,797,228.08	Deduct Matured Indebtedness:	
Estimated Miscellaneous Revenue	\$ -	5. a. Past-Due Coupons	\$ -
Total Deductions	\$ 3,797,228.08	6. b. Interest Accrued Thereon	\$ -
Balance to Raise from Ad Valorem Tax	\$ 6,630,537.73	7. c. Past-Due Bonds	\$ -
ESTIMATED MISCELLANEOUS REVENUE:		8. d. Interest Thereon After Last Coupon	\$ -
1000 Charges for Services	\$ -	9. e. Fiscal Agency Commissions on Above	\$ -
2000 Local Sources of Revenue	\$ -	10. f. Judgements and Int. Levied for/Unpaid	\$ -
3000 State Sources of Revenue	\$ -	11. Total Items a. Through f.	\$ -
4000 Federal Sources of Revenue	\$ -	12. Balance of Assets Subject to Accruals	\$ -
5000 Miscellaneous Revenue	\$ -	Deduct Accrual Reserve If Assets Sufficient:	
6111 Contributions from Other Funds	\$ -	13. g. Earned Unmatured Interest	\$ -
Total Estimated Revenue	\$ -	14. h. Accrual on Final Coupons	\$ -
INDUSTRIAL DEVELOPMENT BONDS	INDUSTRIAL BONDS	15. i. Accrued on Unmatured Bonds	\$ -
1. Cash Balance on Hand June 30, 2019	\$ -	16. Total Items g. Through i.	\$ -
2. Legal Investments Properly Maturing	\$ -	17. Excess of Assets Over Accrual Reserves **	\$ -
3. Total Liquid Assets	\$ -	SINKING FUND REQUIREMENTS FOR 2019-2020	
Deduct Matured Indebtedness		1. Interest Earnings on Bonds	\$ -
4. a. Past-Due Coupons	\$ -	2. Accrual on Unmatured Bonds	\$ -
5. b. Interest Accrued Thereon	\$ -	3. Annual Accrual on "Prepaid" Judgements	\$ -
6. c. Past-Due Bonds	\$ -	4. Annual Accrual on "Unpaid" Judgements	\$ -
7. d. Interest Thereon After Last Coupon	\$ -	5. Interest on Unpaid Judgements	\$ -
8. e. Fiscal Agency Commissions on Above	\$ -	6. Annual Accrual From Exhibit KK	\$ -
9. Balance of Assets Subject to Accruals	\$ -		
10. Deduct: g. Earned Unmatured Interest	\$ -		
11. h. Accrual on Final Coupons	\$ -		
12. i. Accrued on Unmatured Bonds	\$ -		
13. Excess of Assets Over Accrual Reserves*	\$ -		
INDUSTRIAL BOND REQUIREMENTS FOR 2019-2020			
1. Interest Earnings on Bonds	\$ -		
2. Accrual on Unmatured Bonds	\$ -		
Total Sinking Fund Requirements	\$ -	Total Sinking Fund Requirements	\$ -
Deduct:		Deduct:	
1. Excess of Assets Over Liabilities	\$ -	1. Exces of Assets Over Liabilities	\$ -
2. Surplus Building Fund Cash	\$ -	2. Surplus Building Fund Cash	\$ -
Balance Required	\$ -	Balance to Raise By Tax Levy	\$ -

PUBLICATION SHEET - COMANCHE COUNTY, OKLAHOMA
 FINANCIAL STATEMENT OF THE VARIOUS FUNDS FOR THE FISCAL YEAR ENDING JUNE 30, 2019, AND ESTIMATE OF NEEDS
 FOR THE FISCAL YEAR ENDING JUNE 30, 2020, OF THE GOVERNING BOARD OF
 COMANCHE COUNTY, OKLAHOMA

EXHIBIT "Z"

** If line 12 is less than line 16 after omitting "h" deduct the following each in turn from line 4, "Total Liquid Assets".	SINKING FUND
13d. j. Unmatured Coupons Due 4-1-2020	\$ -
14d. k. Unmatured Bonds So Due	\$ -
15d. l. Whatever Remains is for Exhibit KK Line E.	\$ -
16d. Deficit as Shown on Sinking Fund Balance Sheet.	\$ -
17d. Less Cash Requirements for Current Fiscal Year in Excess of Cash on Hand (From Line 15d Above).	\$ -
18d. Remaining Deficit is for Exhibit KK Line F.	\$ -

	BUILDING FUND	CO-OP FUND	HEALTH FUND
Current Expense	\$ -	\$ -	\$ 3,532,051.84
Reserve for Int. on Warrants & Revaluation	\$ -	\$ -	\$ -
Total Required	\$ -	\$ -	\$ 3,532,051.84
FINANCED:			
Cash Fund Balance	\$ -	\$ -	\$ 1,872,797.04
Estimated Miscellaneous Revenue	\$ -	\$ -	\$ -
Total Deductions	\$ -	\$ -	\$ 1,872,797.04
Balance to Raise from Ad Valorem Tax and Co-op Fund Balance	\$ -	\$ -	\$ 1,659,254.80

* If line 14 is less than the sum of lines g. h. i. after omitting "h" deduct the following each in turn from line 4, "Total Liquid Assets".	INDUSTRIAL BOND FUND
13d. j. Unmatured Coupons Due Before 4-1-2020	\$ -
14d. k. Unmatured Bonds So Due	\$ -
15d. l. Whatever Remains is for Exhibit KKI Line E.	\$ -
16d. Deficit as Shown on Industrial Bonds Balance Sheet.	\$ -
17d. Less Cash Requirements for Current Fiscal Year in Excess of Cash on Hand (From Line 15d Above).	\$ -
18d. Remaining Deficit is for Exhibit KKI Line F.	\$ -

CERTIFICATE - GOVERNING BOARD

STATE OF OKLAHOMA, COUNTY OF COMANCHE, ss:

We, the undersigned duly elected, qualified Governing Officers of Comanche County Oklahoma, do hereby certify that at a meeting of the Governing Body of the said County, begun at the time provided by law for Counties and pursuant to the provisions of 68 O. S. 1991 Sec. 3002, the foregoing statement was prepared and is a true and correct condition of the Financial Affairs of said County as reflected by the record of the County Clerk and Treasurer. We further certify that the foregoing estimate for current expenses for the fiscal year beginning July 1, 2019, and ending June 30, 2020, as shown are reasonably necessary for the proper conduct of the affairs of the said County, that the Estimated Income to be derived from sources other than ad valorem taxation does not exceed the lawfully authorized ration of the revenue derived from the same sources during the preceding fiscal year.

 Chairman of Board

 Commissioner

 Commissioner

Attest _____
 County Clerk

Seal

Subscribed and sworn to before me this 3 day of September, 2019.

 Notary Public



Required to be published in a legally-qualified newspaper printed in the County, or one issue published in a legally-qualified newspaper of general circulation in the County.

PUBLICATION SHEET - COMANCHE COUNTY, OKLAHOMA
ESTIMATE OF NEEDS BY APPROPRIATED ACCOUNT FOR 2019-2020

EXHIBIT "Z"

1a

DEPARTMENTS OF GOVERNMENT APPROPRIATED ACCOUNTS	Governmental Budget Accounts	
	FISCAL YEAR 2019-2020	
	NEEDS AS REQUESTED BY	APPROVED BY
	GOVERNING BOARD	COUNTY EXCISE BOARD
01 DISTRICT ATTORNEY - STATE:		
01a Personal Services	\$ -	\$ -
01b Part Time Help	\$ -	\$ -
01c Travel	\$ -	\$ -
01d Maintenance and Operation	\$ -	\$ -
01e Capital Outlay	\$ -	\$ -
01f Intergovernmental	\$ -	\$ -
01g Other-	\$ -	\$ -
01 Total	\$ -	\$ -
02 DISTRICT ATTORNEY - COUNTY:		
02a Personal Services	\$ -	\$ -
02b Part Time Help	\$ -	\$ -
02c Travel	\$ -	\$ -
02d Maintenance and Operation	\$ -	\$ -
02e Capital Outlay	\$ -	\$ -
02f Intergovernmental	\$ -	\$ -
02g Law Library	\$ -	\$ -
02h Other-	\$ 12,000.00	\$ 12,000.00
02 Total	\$ 12,000.00	\$ 12,000.00
04 COUNTY SHERIFF:		
04a Personal Services	\$ 1,485,695.20	\$ 1,485,695.20
04b Part Time Help	\$ -	\$ -
04c Travel	\$ -	\$ -
04d Maintenance and Operation	\$ 39,000.00	\$ 39,000.00
04e Capital Outlay	\$ 100.00	\$ 100.00
04f Intergovernmental	\$ -	\$ -
04g Sheriff's Fees	\$ -	\$ -
04h Board of Prisoners	\$ -	\$ -
04i Other -	\$ 669,125.34	\$ 669,125.34
04 Total	\$ 2,193,920.54	\$ 2,193,920.54
06 COUNTY TREASURER:		
06a Personal Services	\$ 204,099.65	\$ 204,099.65
06b Part Time Help	\$ -	\$ -
06c Travel	\$ 5,600.00	\$ 5,600.00
06d Maintenance and Operation	\$ 31,664.00	\$ 31,664.00
06e Capital Outlay	\$ 100.00	\$ 100.00
06f Intergovernmental	\$ -	\$ -
06g Other -	\$ 85,721.85	\$ 85,721.85
06 Total	\$ 327,185.50	\$ 327,185.50
08 COUNTY COMMISSIONERS:		
08a Personal Services	\$ 265,227.00	\$ 265,227.00
08b Part Time Help	\$ -	\$ -
08c Travel	\$ 24,400.00	\$ 24,400.00
08d Maintenance and Operation	\$ -	\$ -
08e Capital Outlay	\$ 100.00	\$ 100.00
08f Intergovernmental	\$ -	\$ -
08g Other -	\$ 111,395.34	\$ 111,395.34
08 Total	\$ 401,122.34	\$ 401,122.34

PUBLICATION SHEET - COMANCHE COUNTY, OKLAHOMA
ESTIMATE OF NEEDS BY APPROPRIATED ACCOUNT FOR 2019-2020

1b

EXHIBIT "Z"

Governmental Budget Accounts		
FISCAL YEAR 2019-2020		
DEPARTMENTS OF GOVERNMENT	NEEDS AS	APPROVED BY
APPROPRIATED ACCOUNTS	REQUESTED BY	COUNTY
	GOVERNING	EXCISE BOARD
	BOARD	
09 COUNTY COMMISSIONERS O.S.U. EXTENSION:		
09a Personal Services	\$ 125,877.00	\$ 125,877.00
09b Part Time Help	\$ -	\$ -
09c Travel	\$ 16,100.00	\$ 16,100.00
09d Maintenance and Operation	\$ 10,000.00	\$ 10,000.00
09e Capital Outlay	\$ 100.00	\$ 100.00
09f Intergovernmental	\$ -	\$ -
09g Other -	\$ -	\$ -
09 Total	\$ 152,077.00	\$ 152,077.00
10 COUNTY CLERK:		
10a Personal Services	\$ 464,392.37	\$ 464,392.37
10b Part Time Help	\$ -	\$ -
10c Travel	\$ 5,600.00	\$ 5,600.00
10d Maintenance and Operation	\$ 2,700.00	\$ 2,700.00
10e Capital Outlay	\$ 100.00	\$ 100.00
10f Intergovernmental	\$ -	\$ -
10g Lien Fees	\$ -	\$ -
010h Other -	\$ 192,625.60	\$ 192,625.60
10 Total	\$ 665,417.97	\$ 665,417.97
14 COURT CLERK:		
14a Personal Services	\$ 569,765.00	\$ 569,765.00
14b Part Time Help	\$ -	\$ -
14c Travel	\$ 4,800.00	\$ 4,800.00
14d Maintenance and Operation	\$ -	\$ -
14e Capital Outlay	\$ -	\$ -
14f Intergovernmental	\$ -	\$ -
14g Other -	\$ 244,999.00	\$ 244,999.00
14 Total	\$ 819,564.00	\$ 819,564.00
16 COUNTY ASSESSOR:		
16a Personal Services	\$ 271,713.92	\$ 271,713.92
16b Part Time Help	\$ -	\$ -
16c Travel	\$ 12,800.00	\$ 12,800.00
16d Maintenance and Operation	\$ 7,900.00	\$ 7,900.00
16e Capital Outlay	\$ 100.00	\$ 100.00
16f Intergovernmental	\$ -	\$ -
16g Other -	\$ 118,117.44	\$ 118,117.44
16h Other -	\$ -	\$ -
16 Total	\$ 410,631.36	\$ 410,631.36
17 REVALUATION OF REAL PROPERTY:		
17a Personal Services	\$ 411,940.72	\$ 411,940.72
17b Part Time Help	\$ -	\$ -
17c Travel	\$ 20,000.00	\$ 20,000.00
17d Maintenance and Operation	\$ 50,000.00	\$ 50,000.00
17e Capital Outlay	\$ 34,799.00	\$ 34,799.00
17f Intergovernmental	\$ -	\$ -
17g Other -	\$ 73,830.00	\$ 73,830.00
17h Other -	\$ 173,015.11	\$ 173,015.11
17 Total	\$ 763,584.83	\$ 763,584.83

PUBLICATION SHEET - COMANCHE COUNTY, OKLAHOMA
ESTIMATE OF NEEDS BY APPROPRIATED ACCOUNT FOR 2019-2020

EXHIBIT "Z"

1c

Governmental Budget Accounts		
FISCAL YEAR 2019-2020		
DEPARTMENTS OF GOVERNMENT	NEEDS AS	APPROVED BY
APPROPRIATED ACCOUNTS	REQUESTED BY	COUNTY
	GOVERNING	EXCISE BOARD
	BOARD	
18 JUVENILE SHELTER BUREAU:		
18a Personal Services	\$ 339,965.06	\$ 339,965.06
18b Part Time Help	\$ -	\$ -
18c Travel	\$ 2,000.00	\$ 2,000.00
18d Maintenance and Operation	\$ 13,000.00	\$ 13,000.00
18e Capital Outlay	\$ 1.00	\$ 1.00
18f Intergovernmental	\$ -	\$ -
18g Other -	\$ 159,783.58	\$ 159,783.58
18 Total	\$ 514,749.64	\$ 514,749.64
19 DISTRICT COURT:		
19a Personal Services	\$ -	\$ -
19b Part Time Help	\$ -	\$ -
19c Travel	\$ -	\$ -
19d Maintenance and Operation	\$ -	\$ -
19e Capital Outlay	\$ -	\$ -
19f Intergovernmental	\$ -	\$ -
19g Other -	\$ -	\$ -
19 Total	\$ -	\$ -
20 GENERAL GOVERNMENT		
20a Personal Services	\$ 160,262.00	\$ 160,262.00
20b Part Time Help	\$ -	\$ -
20c Travel	\$ -	\$ -
20d Maintenance and Operation	\$ 475,209.30	\$ 475,209.30
20e Capital Outlay	\$ 100.00	\$ 100.00
20f Intergovernmental	\$ -	\$ -
20g Other -	\$ -	\$ -
20h Other -	\$ 687,389.00	\$ 687,389.00
20i Other -	\$ 1,058,765.81	\$ 1,058,765.81
20j Other -	\$ 71,637.40	\$ 71,637.40
20 Total	\$ 2,293,101.51	\$ 2,293,101.51
21 EXCISE - EQUALIZATION BOARD:		
21a Personal Services	\$ 6,000.00	\$ 6,000.00
21b Part Time Help	\$ -	\$ -
21c Travel	\$ 1,500.00	\$ 1,500.00
21d Maintenance and Operation	\$ -	\$ -
21e Capital Outlay	\$ -	\$ -
21f Intergovernmental	\$ -	\$ -
21g Other -	\$ 500.00	\$ 500.00
21 Total	\$ 8,000.00	\$ 8,000.00
22 COUNTY ELECTION EXPENSE:		
22a Personal Services	\$ 91,797.34	\$ 91,797.34
22b Part Time Help	\$ 20,000.00	\$ 20,000.00
22c Travel	\$ 500.00	\$ 500.00
22d Maintenance and Operation	\$ 10,000.00	\$ 10,000.00
22e Capital Outlay	\$ 100.00	\$ 100.00
22f Intergovernmental	\$ 10,500.00	\$ 10,500.00
22g Other -	\$ 38,554.88	\$ 38,554.88
22 Total	\$ 171,452.22	\$ 171,452.22

PUBLICATION SHEET - COMANCHE COUNTY, OKLAHOMA
ESTIMATE OF NEEDS BY APPROPRIATED ACCOUNT FOR 2019-2020

EXHIBIT "Z"

1c

DEPARTMENTS OF GOVERNMENT APPROPRIATED ACCOUNTS	Governmental Budget Accounts	
	FISCAL YEAR 2019-2020	
	NEEDS AS REQUESTED BY	APPROVED BY
	GOVERNING BOARD	COUNTY EXCISE BOARD
28 CHARITY:		
28a Personal Services	\$ -	\$ -
28b Part Time Help	\$ -	\$ -
28c Travel	\$ -	\$ -
28d Maintenance and Operation	\$ 2,000.00	\$ 2,000.00
28e Capital Outlay	\$ -	\$ -
28f Intergovernmental	\$ -	\$ -
28g Other -	\$ -	\$ -
28 Total	\$ 2,000.00	\$ 2,000.00
29 FIRE FIGHTING SERVICES:		
29a Personal Services	\$ -	\$ -
29b Part Time Help	\$ -	\$ -
29c Travel	\$ -	\$ -
29d Maintenance and Operation	\$ -	\$ -
29e Capital Outlay	\$ -	\$ -
29f Intergovernmental	\$ -	\$ -
29g Equipment Lease Rentals	\$ -	\$ -
29h Other -	\$ -	\$ -
29i Other -	\$ -	\$ -
29 Total	\$ -	\$ -
30 RECORDING ACCOUNT:		
30a Personal Services	\$ -	\$ -
30b Part Time Help	\$ -	\$ -
30c Travel	\$ -	\$ -
30d Maintenance and Operation	\$ -	\$ -
30e Capital Outlay	\$ -	\$ -
30f Intergovernmental	\$ -	\$ -
30g Other -	\$ -	\$ -
30 Total	\$ -	\$ -
31 COUNTY ENGINEER:		
31a Personal Services	\$ -	\$ -
31b Part Time Help	\$ -	\$ -
31c Travel	\$ -	\$ -
31d Maintenance and Operation	\$ -	\$ -
31e Capital Outlay	\$ -	\$ -
31f Intergovernmental	\$ -	\$ -
31g Other -	\$ -	\$ -
31h Other -	\$ -	\$ -
31 Total	\$ -	\$ -
32 LIBRARY:		
32a Personal Services	\$ -	\$ -
32b Part Time Help	\$ -	\$ -
32c Travel	\$ -	\$ -
32d Maintenance and Operation	\$ -	\$ -
32e Capital Outlay	\$ -	\$ -
32f Intergovernmental	\$ 25,000.00	\$ 25,000.00
32g Other -	\$ 1,500.00	\$ 1,500.00
32 Total	\$ 26,500.00	\$ 26,500.00

PUBLICATION SHEET - COMANCHE COUNTY, OKLAHOMA
ESTIMATE OF NEEDS BY APPROPRIATED ACCOUNT FOR 2019-2020

EXHIBIT "Z"

1f

DEPARTMENTS OF GOVERNMENT APPROPRIATED ACCOUNTS	Governmental Budget Accounts	
	FISCAL YEAR 2019-2020	
	NEEDS AS	APPROVED BY
	REQUESTED BY	COUNTY
	GOVERNING	EXCISE BOARD
	BOARD	
33 PUBLIC DEFENDER:		
33a Personal Services	\$ -	\$ -
33b Part Time Help	\$ -	\$ -
33c Travel	\$ -	\$ -
33d Maintenance and Operation	\$ -	\$ -
33e Capital Outlay	\$ -	\$ -
33f Intergovernmental	\$ -	\$ -
33g Other -	\$ -	\$ -
33h Other -	\$ -	\$ -
33 Total	\$ -	\$ -
34 CIVIL DEFENSE:		
34a Personal Services	\$ -	\$ -
34b Part Time Help	\$ -	\$ -
34c Travel	\$ -	\$ -
34d Maintenance and Operation	\$ 131,963.33	\$ 131,963.33
34e Capital Outlay	\$ -	\$ -
34f Intergovernmental	\$ -	\$ -
34g Other -	\$ -	\$ -
34 Total	\$ 131,963.33	\$ 131,963.33
36 SOLID WASTE:		
36a Personal Services	\$ -	\$ -
36b Part Time Help	\$ -	\$ -
36c Travel	\$ -	\$ -
36d Maintenance and Operation	\$ -	\$ -
36e Capital Outlay	\$ -	\$ -
36f Intergovernmental	\$ -	\$ -
36g Other -	\$ -	\$ -
36h Other -	\$ -	\$ -
36 Total	\$ -	\$ -
38 SOIL CONSERVATION DISTRICT:		
38a Personal Services	\$ -	\$ -
38b Part Time Help	\$ -	\$ -
38c Travel	\$ -	\$ -
38d Maintenance and Operation	\$ -	\$ -
38e Capital Outlay	\$ -	\$ -
38f Intergovernmental	\$ -	\$ -
38g Other -	\$ -	\$ -
38h Other -	\$ -	\$ -
38 Total	\$ -	\$ -
40 REWARD FUND:		
40a Personal Services	\$ -	\$ -
40b Part Time Help	\$ -	\$ -
40c Travel	\$ -	\$ -
40d Maintenance and Operation	\$ -	\$ -
40e Capital Outlay	\$ -	\$ -
40f Intergovernmental	\$ -	\$ -
40g Other -	\$ -	\$ -
40 Total	\$ -	\$ -

PUBLICATION SHEET - COMANCHE COUNTY, OKLAHOMA
ESTIMATE OF NEEDS BY APPROPRIATED ACCOUNT FOR 2019-2020

EXHIBIT "Z"

1g

		Governmental Budget Accounts	
		FISCAL YEAR 2019-2020	
DEPARTMENTS OF GOVERNMENT		NEEDS AS	APPROVED BY
APPROPRIATED ACCOUNTS		REQUESTED BY	COUNTY
		GOVERNING	EXCISE BOARD
		BOARD	
60			
60a Personal Services	#	\$ -	\$ -
60b Part Time Help	#	\$ -	\$ -
60c Travel	#	\$ -	\$ -
60d Maintenance and Operation	#	\$ 285,427.18	\$ 285,427.18
60e Capital Outlay	#	\$ -	\$ -
60f Intergovernmental	#	\$ -	\$ -
60g Other -	#	\$ -	\$ -
60h Other -	#	\$ -	\$ -
60 Total		\$ 285,427.18	\$ 285,427.18
61	#		
61a Personal Services	#	\$ -	\$ -
61b Part Time Help	#	\$ -	\$ -
61c Travel	#	\$ -	\$ -
61d Maintenance and Operation	#	\$ 430,927.00	\$ 430,927.00
61e Capital Outlay	#	\$ -	\$ -
61f Intergovernmental	#	\$ -	\$ -
61g Other -	#	\$ -	\$ -
61h Other -	#	\$ -	\$ -
61 Total		\$ 430,927.00	\$ 430,927.00
62	#		
62a Personal Services	#	\$ -	\$ -
62b Part Time Help	#	\$ -	\$ -
62c Travel	#	\$ -	\$ -
62d Maintenance and Operation	#	\$ -	\$ -
62e Capital Outlay	#	\$ -	\$ -
62f Intergovernmental	#	\$ -	\$ -
62g Other -	#	\$ -	\$ -
62h Other -	#	\$ -	\$ -
62 Total		\$ -	\$ -
63	#		
63a Personal Services	#	\$ -	\$ -
63b Part Time Help	#	\$ -	\$ -
63c Travel	#	\$ -	\$ -
63d Maintenance and Operation	#	\$ -	\$ -
63e Capital Outlay	#	\$ -	\$ -
63f Intergovernmental	#	\$ -	\$ -
63g Other -	#	\$ -	\$ -
63 Total		\$ -	\$ -
64	#		
64a Personal Services	#	\$ -	\$ -
64b Part Time Help	#	\$ -	\$ -
64c Travel	#	\$ -	\$ -
64d Maintenance and Operation	#	\$ -	\$ -
64e Capital Outlay	#	\$ -	\$ -
64f Intergovernmental	#	\$ -	\$ -
64g Other -	#	\$ -	\$ -
64 Total		\$ -	\$ -

PUBLICATION SHEET - COMANCHE COUNTY, OKLAHOMA
ESTIMATE OF NEEDS BY APPROPRIATED ACCOUNT FOR 2019-2020

EXHIBIT "Z"

ii

		Governmental Budget Accounts	
		FISCAL YEAR 2019-2020	
DEPARTMENTS OF GOVERNMENT		NEEDS AS	APPROVED BY
APPROPRIATED ACCOUNTS		REQUESTED BY	COUNTY
		GOVERNING	EXCISE BOARD
		BOARD	
80 HIGHWAY BUDGET ACCOUNT:			
80a Personal Services	#	\$ -	\$ -
80b Part Time Help	#	\$ -	\$ -
80c Travel	#	\$ -	\$ -
80d Maintenance and Operation	#	\$ -	\$ -
80e Capital Outlay	#	\$ -	\$ -
80f Intergovernmental	#	\$ -	\$ -
80g Other -	#	\$ -	\$ -
80h Other -		\$ -	\$ -
80j Other -		\$ -	\$ -
80 Total		\$ -	\$ -
82 COUNTY AUDIT BUDGET ACCOUNT:			
82a Salaries and Expense of Audit and Report		\$ 141,013.13	\$ 141,013.13
82b Intergovernmental		\$ -	\$ -
82c Other -		\$ -	\$ -
82 Total		\$ 141,013.13	\$ 141,013.13
83 COUNTY CEMETARY ACCOUNT:			
83a Personal Services		\$ -	\$ -
83b Part Time Help		\$ -	\$ -
83c Travel		\$ -	\$ -
83d Maintenance and Operation	#	\$ -	\$ -
83e Capital Outlay	#	\$ -	\$ -
83f Intergovernmental	#	\$ -	\$ -
83g Other -	#	\$ -	\$ -
83h Other -	#	\$ -	\$ -
83 Total	#	\$ -	\$ -
84 FREE FAIR BUDGET ACCOUNT:			
84a Personal Services	#	\$ -	\$ -
84b Part Time Help	#	\$ -	\$ -
84c Travel		\$ -	\$ -
84d Maintenance and Operation		\$ 255,826.00	\$ 255,826.00
84e Capital Outlay		\$ 2,000.00	\$ 2,000.00
84f Intergovernmental		\$ -	\$ -
84g Premiums and Awards		\$ 68,300.00	\$ 68,300.00
84h Other -		\$ -	\$ -
84i Other -		\$ -	\$ -
84 Total		\$ 326,126.00	\$ 326,126.00
86 FREE FAIR IMPROVEMENT ACCOUNT:			
86a Personal Services		\$ -	\$ -
86b Part Time Help		\$ -	\$ -
86c Travel		\$ -	\$ -
86d Maintenance and Operation		\$ -	\$ -
86e Capital Outlay		\$ -	\$ -
86f Intergovernmental		\$ -	\$ -
86g Other -		\$ -	\$ -
86h Other -		\$ -	\$ -
86 Total		\$ -	\$ -

PUBLICATION SHEET - COMANCHE COUNTY, OKLAHOMA
ESTIMATE OF NEEDS BY APPROPRIATED ACCOUNT FOR 2019-2020

EXHIBIT "Z"

lj

Governmental Budget Accounts		
FISCAL YEAR 2019-2020		
DEPARTMENTS OF GOVERNMENT	NEEDS AS	APPROVED BY
APPROPRIATED ACCOUNTS	REQUESTED BY	COUNTY
	GOVERNING	EXCISE BOARD
	BOARD	
87 LIBRARY BUDGET ACCOUNT:		
87a Personal Services	# \$ -	\$ -
87b Part Time Help	# \$ -	\$ -
87c Travel	# \$ -	\$ -
87d Maintenance and Operation	# \$ -	\$ -
87e Capital Outlay	# \$ -	\$ -
87f Intergovernmental	# \$ -	\$ -
87g Other -	\$ -	\$ -
87 Total	\$ -	\$ -
88 PUBLIC HEALTH BUDGET ACCOUNT:		
88a Personal Services	\$ -	\$ -
88b Part Time Help	\$ -	\$ -
88c Travel	\$ -	\$ -
88d Maintenance and Operation	\$ -	\$ -
88e Capital Outlay	\$ -	\$ -
88f Intergovernmental	\$ -	\$ -
88g Other -	\$ -	\$ -
88h Other -	\$ -	\$ -
88 Total	\$ -	\$ -
89 COUNTY HOSPITAL BUDGET ACCOUNT:		
89a Personal Services	\$ -	\$ -
89b Part Time Help	\$ -	\$ -
89c Travel	\$ -	\$ -
89d Maintenance and Operation	\$ 178,240.26	\$ 178,240.26
89e Capital Outlay	\$ -	\$ -
89f Intergovernmental	\$ -	\$ -
89g Other -	\$ -	\$ -
89h Other -	\$ -	\$ -
89 Total	\$ 178,240.26	\$ 178,240.26
90 CHILD GUIDANCE CLINIC		
90a Personal Services	\$ -	\$ -
90b Part Time Help	\$ -	\$ -
90c Travel	\$ -	\$ -
90d Maintenance and Operation	\$ -	\$ -
90e Capital Outlay	\$ -	\$ -
90f Intergovernmental	\$ -	\$ -
90g Other -	\$ -	\$ -
90 Total	\$ -	\$ -
91 TICK ERADICATION ACCOUNT:		
91a Personal Services	\$ -	\$ -
91b Part Time Help	\$ -	\$ -
91c Travel	\$ -	\$ -
91d Maintenance and Operation	\$ -	\$ -
91e Capital Outlay	\$ -	\$ -
91f Intergovernmental	\$ -	\$ -
91g Other -	\$ -	\$ -
91h Other -	\$ -	\$ -
91 Total	\$ -	\$ -

PUBLICATION SHEET - COMANCHE COUNTY, OKLAHOMA
ESTIMATE OF NEEDS BY APPROPRIATED ACCOUNT FOR 2019-2020

EXHIBIT "Z"

1k

Governmental Budget Accounts		
FISCAL YEAR 2019-2020		
DEPARTMENTS OF GOVERNMENT	NEEDS AS	APPROVED BY
APPROPRIATED ACCOUNTS	REQUESTED BY	COUNTY
	GOVERNING	EXCISE BOARD
	BOARD	
92 BUILDING MAINTENANCE ACCOUNT:		
92a Personal Services	#	\$ -
92b Part Time Help	#	\$ -
92c Travel	#	\$ -
92d Maintenance and Operation	#	\$ -
92e Capital Outlay	#	\$ -
92f Intergovernmental	#	\$ -
92g Other -		\$ -
92h Other -		\$ -
92j Other -		\$ -
92 Total		\$ -
93		
93a Personal Services		\$ -
93b Part Time Help		\$ -
93c Travel		\$ -
93d Maintenance and Operation		\$ -
93e Capital Outlay		\$ -
93f Intergovernmental		\$ -
93g Other -		\$ -
93h Other -		\$ -
93 Total		\$ -
94		
94a Personal Services		\$ -
94b Part Time Help		\$ -
94c Travel		\$ -
94d Maintenance and Operation		\$ -
94e Capital Outlay		\$ -
94f Intergovernmental		\$ -
94g Other -		\$ -
94h Other -		\$ -
94 Total		\$ -
98 OTHER USE:		
98a Other Deductions		\$ -
98 Total		\$ -
TOTAL GENERAL FUND ACCOUNT		\$ 10,255,003.81
SUBJECT TO WARRANT ISSUE:		
99 Provision for Interest on Warrants	#	\$ 12,500.00
GRAND TOTAL GENERAL FUND		\$ 10,267,503.81

S.A.&I. Form 2631R97 Entity: Comanche County,

#

Wednesday, August 28, 2019

COMANCHE COUNTY TAX LEVIES 2019-2020

SCHOOLS IN COMANCHE COUNTY AND ALSO
THE COUNTIES THAT ARE PROVIDED SERVICES

UNIT OF TAXATION	SCHOOL DIST	COUNTY				CITIES & TOWNS	EMS	SCHOOL DISTRICTS			VO-TECH 9		VO-TEC
		General Fund	Sinking Fund	Health Fund	Common Fund *	Sinking Fund	General Fund	General Fund	Building Fund	Sinking Fund	General Fund	Building Fund	General Fund
City of Lawton						9.29							
Cache School -Comanche County	I-001	10.23		2.56	4.09	9.29		35.67	5.10	29.09	10.23	5.02	
Indiahoma School -Comanche County	I-2	10.23		2.56	4.09			37.44	5.35	11.02	10.23	5.02	
Indiahoma School -Kiowa County	I-2							35.16	5.02	11.02	10.48	5.05	
Indiahoma School -Tillman County	I-2							35.94	5.13	11.02	10.46	5.05	
Sterling School -Comanche County	I-3	10.23		2.56	4.09			37.85	5.41	8.25	10.23	5.02	
Sterling School -Grady County	I-3							37.48	5.35	8.25	10.55	5.06	
Sterling School -Stephens County	I-3							36.32	5.19	8.25	10.38	5.04	
Geronimo School -Comanche County	I-004	10.23		2.56	4.09	9.29		36.80	5.26	30.64	10.23	5.02	
Geronimo School -Colton County	I-004							35.75	5.11	30.64	10.40	5.04	
Lawton School -Comanche County	I-008	10.23		2.56	4.09	9.29		35.67	5.10	18.78	10.23	5.02	
Lawton School /Medicine Park -Comanche Co	I-008	10.23		2.56	4.09			35.67	5.10	18.78	10.23	5.02	
Fletcher School-Comanche County	I-009	10.23		2.56	4.09			36.35	5.19	10.30	10.23	5.02	
Fletcher School-Caddo County	I-009							35.50	5.07	10.30	10.14	5.01	
Fletcher School-Grady County	I-009							35.10	5.01	10.30	10.55	5.06	
Elgin School -Comanche County	I-16	10.23		2.56	4.09			36.74	5.25	34.96	10.23	5.02	
Elgin School /Medicine Park -Comanche Cour	I-16	10.23		2.56	4.09			36.74	5.25	34.96	10.23	5.02	
Flower Mound School -Comanche County	C-048	10.23		2.56	4.09	9.29		35.55	5.08	0.00	10.23	5.02	
Bishop School -Comanche County	C-49	10.23		2.56	4.09	9.29		35.44	5.06	0.00	10.23	5.02	
Chattanooga School -Comanche County	I-132	10.23		2.56	4.09			37.17	5.31	19.75	10.23	5.02	
Chattanooga School -Colton County	I-132							35.42	5.06	19.75	10.40	5.04	
Chattanooga School -Tillman County	I-132							37.19	5.31	19.75	10.46	5.05	

Great Plains Tech	Caddo-Kiowa
LeWitt	Fl. Cobb

SCHOOLS OUTSIDE COMANCHE COUNTY
THAT SERVICE PORTIONS OF COMANCHE COUNTY


UNIT OF TAXATION	SCHOOL DIST	COUNTY				CITIES & TOWNS	EMS	SCHOOL DISTRICTS			VO-TECH 9		VO-TEC
		General Fund	Sinking Fund	Health Fund	Common Fund *			Sinking Fund	General Fund	Building Fund	Sinking Fund	General Fund	
JT Cotton-Walters School	J-1-1	10.23		2.56	4.09			37.71	5.39	8.62			
JT Caddo-Boone School	J-1056	10.23		2.56	4.09			38.22	5.46	34.50			10.81
JT Kiowa-Snyder School (SD-1-4)	J-1-4	10.23		2.56	4.09			37.97	5.42	0.00	10.23	5.02	
JT Kiowa-Mountain View-Gotebo School	J-1003	10.23		2.56	4.09		3.15	36.72	5.25	33.57			10.81
JT Stephens-Empire School	J-1-021	10.23		2.56	4.09			39.24	5.61	27.83			
JT Stephens-Central School	J-1034	10.23		2.56	4.09			36.92	5.27	33.43			
JT Caddo-Cement School	J-1-160	10.23		2.56	4.09			35.00	5.00	35.07			10.81
JT Caddo-Cyril School	J-1-064	10.23		2.56	4.09			35.00	5.00	14.39			10.81

*Common fund is County Wide School Levy

State of Oklahoma)
) ss
County of Comanche)

I, Carrie Tubbs, County Clerk for Comanche County, Oklahoma, do hereby certify that the above levies are true and correct for the taxable year 2019

Witness my hand and seal.


Carrie Tubbs, Comanche County Clerk



Date:
October 16, 2019

2019 Comanche ASSESSOR'S OFFICE REPORT TO THE EXCISE BOARD

WTON TIFF	TF01	4,151,751	20,624,945	0	24,776,696	258,665	428,575	24,089,456
3 - LAWTON TIFF #2		11,643	4,105,339	0	4,116,982	0	0	4,116,982
TOTAL TIF EXCESS VALUE		11,643	4,105,339	0	4,116,982	0	0	4,116,982
LAWTON TIFF - NET VALUE		4,140,108	16,519,606	0	20,659,714	258,665	428,575	19,972,474
-1 TIFF DIST. 2006 TH	TF01LA	0	0	0	0	0	0	0
GIN TIF	TF02	127,122	73,115	0	200,237	0	0	200,237
WTON TIFF	TF03	1,185,422	4,042,323	0	5,227,745	0	0	5,227,745
1 - Lawton TIF		3,118,219	20,106,223	0	23,224,442	259,665	391,076	22,573,701
TOTAL TIF EXCESS VALUE		3,118,219	20,106,223	0	23,224,442	259,665	391,076	22,573,701
LAWTON TIFF - NET VALUE		-1,932,797	-16,063,900	0	-17,996,697	-259,665	-391,076	-17,345,956
HER TOTALS (INC TIF)		5,464,295	24,740,383	0	30,204,678	258,665	428,575	29,517,438

School

ALTERS J-I-1	S001	1,958	131,307	10,758	144,023	4,000	0	140,023
MOUNTAIN VIEW-GOTEBO JI-	S003	1,813	83,889	19,295	104,997	2,000	0	102,997
NYDER JI-4	S004	400	124,200	2,942	127,542	5,000	0	122,542
EMPIRE JI-21	S021	753	196,636	31,952	229,341	6,000	35,234	188,107
CENTRAL HIGH JI-34	S034	156,521	4,689,989	348,745	5,195,255	185,008	557,352	4,452,895
DONE JI-56	S056	4,459,226	939,253	188,181	5,586,660	38,176	93,773	5,454,711
FRIL J-I-64	S064	1,761	0	8,442	10,203	0	0	10,203
HATTANOOGA I-132	S132	363,968	2,281,637	261,449	2,907,054	91,508	21,127	2,794,419
EMENT JI-160	S160	826	58,410	3,685	62,921	1,000	0	61,921
OWER MOUND D-48	SD48	2,850,443	10,137,263	641,844	13,629,550	130,000	458,773	13,040,777
SHOP D-49	SD49	1,526,832	13,272,858	1,436,689	16,236,379	177,950	1,165,148	14,893,281
AXON/CHATTANOOGA F-I-13	SF32	131,059	2,447,802	159	2,579,020	86,293	153,068	2,339,659
ACHE I-1	SI01	48,857,555	60,858,006	2,089,155	111,804,716	1,157,188	8,242,576	102,404,952
DIAHOMA I-2	SI02	275,901	5,525,570	525,234	6,326,705	258,113	345,979	5,722,613
FERLING I-3	SI03	906,647	8,840,443	892,073	10,639,163	407,311	518,334	9,713,518
ERONIMO I-4	SI04	316,666	8,153,132	398,521	8,868,319	318,173	668,294	7,881,852
AWTON I-8	SI08	33,795,751	422,226,469	33,095,695	489,117,915	7,824,832	35,925,813	445,367,270
3 - LAWTON TIFF #2		11,643	4,105,339	0	4,116,982	0	0	4,116,982
1 - Lawton TIF		3,118,219	20,106,223	0	23,224,442	259,665	391,076	22,573,701
TOTAL TIF EXCESS VALUE		3,129,862	24,211,562	0	27,341,424	259,665	391,076	26,690,683
LAWTON I-8 - NET VALUE		30,665,889	398,014,907	33,095,695	461,776,491	7,565,167	35,534,737	418,676,587
LETCHER I-9	SI09	1,840,212	13,253,441	1,158,790	16,252,443	454,754	809,812	14,987,877
LGIN I-16	SI16	10,056,810	67,447,033	3,879,031	81,382,874	1,277,456	7,425,946	72,679,472
AX EXEMPT	SI20	0	0	0	0	0	0	0
ACHE L-I-1	SLI1	8,661,678	12,831,864	415,670	21,909,212	23,000	586,053	21,300,159
ERONIMO L-I-4	SLI4	175,399	7,615,491	232,856	8,023,746	1,000	18,482	8,004,264
MEDICINE PARK-LAWTON M-	SM08	107,218	5,208,538	293,670	5,609,426	81,301	206,047	5,322,078
MEDICINE PARK-ELGIN M-I-	SM16	552,854	2,329,222	0	2,882,076	18,000	197,937	2,666,139
LGIN STONEY POINT I-16	SS16	0	0	0	0	0	0	0
SCHOOL TOTALS (INC TIF)		115,042,251	648,652,453	45,934,836	809,629,540	12,548,063	57,429,748	739,651,729

in accordance with Title 68 O.S. Section 2867 para. D, this Abstract of Valuation is prepared and filed with the County Excise Board showing the assessed valuation of the county by the various school districts and municipal subdivisions.

STATE OF OKLAHOMA
COUNTY OF COMANCHE SS

Subscribed and sworn to before me and certified that this is a true and correct copy of a like instrument as appears of record in this office on this

[Signature]

County Assessor

JUL 24 2019



CARRIE TUBBS, County Clerk

By *[Signature]* Deputy



JUL 22 2019

CARRIE TUBBS, County Clerk

[Signature] Deputy

2019 Comanche ASSESSOR'S OFFICE REPORT TO THE EXCISE BOARD

DESCRIPTION	DISTRICT	PERSONAL PROPERTY	REAL PROPERTY	PUBLIC SERVICE	TOTAL VALUATION	HOMESTEAD EXEMPTIONS	OTHER EXEMPTIONS	NET VALUATION
City/Village								
OF LAWTON I-8-1	T010	44,173,539	447,568,272	18,759,268	510,501,079	7,784,422	35,553,205	467,163,452
- LAWTON TIFF #2		11,643	4,105,339	0	4,116,982	0	0	4,116,982
- Lawton TIF		3,118,219	20,106,223	0	23,224,442	259,665	391,076	22,573,701
TOTAL TIF EXCESS VALUE		3,129,862	24,211,562	0	27,341,424	259,665	391,076	26,690,683
CITY OF LAWTON I-8-1 - NET VALUE		41,043,677	423,356,710	18,759,268	483,159,655	7,524,757	35,162,129	440,472,769
LAWTON CITY/AG	T011	862,033	3,357,614	318,193	4,537,840	25,000	120,910	4,391,930
CITY OF CACHE	T020	198,766	10,000,027	704,231	10,903,024	368,501	941,788	9,592,735
CACHE CITY/AG	T021	6,491	866,743	0	873,234	13,000	19,737	840,497
CITY OF CHATTANOOGA	T030	336,451	1,330,077	91,142	1,757,670	78,508	3,324	1,675,838
CHATTANOOGA CITY/AG	T031	0	0	0	0	0	0	0
CITY OF ELGIN	T040	359,463	22,316,749	1,867,979	24,544,191	277,500	2,064,731	22,201,960
ELGIN CITY/AG	T041	7,997,579	2,946,229	0	10,943,808	84,000	111,144	10,748,664
CITY OF FAXON	T045	4,757	311,453	159	316,369	27,293	6,800	282,276
CITY OF FLETCHER	T050	353,438	5,182,832	284,931	5,821,201	180,592	245,287	5,395,322
FLETCHER CITY/AG	T051	0	452,047	0	452,047	7,000	18,585	426,462
CITY OF GERONIMO	T055	103,780	3,849,117	129,082	4,081,979	171,173	253,771	3,657,035
GERONIMO CITY/AG	T056	278	8,891	0	9,169	0	0	9,169
CITY OF INDIAHOMA	T060	42,600	539,177	64,040	645,817	64,121	17,069	564,627
CITY OF MEDICINE PRK	T065	237,774	5,494,109	293,670	6,025,553	68,301	241,946	5,715,306
MEDICINE PRK CITY/AG	T066	22,179	1,030,001	0	1,052,180	10,000	31,896	1,010,284
CITY OF STERLING	T070	87,327	2,417,716	280,182	2,785,225	122,168	143,433	2,519,624
STERLING CITY/AG	T071	15,225	33,885	112,366	161,476	2,000	0	159,476
CITY OF SIDES AND FARM	T099	60,240,571	140,947,514	23,029,593	224,217,678	3,264,484	17,656,122	203,297,072
CITY/VILLAGE TOTALS (INC TIF)		115,042,251	648,652,453	45,934,836	809,629,540	12,548,063	57,429,748	739,651,729
Comm-College								
VO-TECH DISTRICT 1 J-I-1	V001	1,958	131,307	10,758	144,023	4,000	0	140,023
VO-TECH DISTRICT 3 KIOWA	V003	1,813	83,889	19,295	104,997	2,000	0	102,997
VO-TECH DISTRICT 4 J-I-	V004	0	0	0	0	0	0	0
VO-TECH DISTRICT 6	V006	0	0	0	0	0	0	0
VO-TECH DISTRICT 9 I-8	V009	110,419,393	642,552,969	45,323,778	798,296,140	12,311,879	56,743,389	729,240,872
3 - LAWTON TIFF #2		11,643	4,105,339	0	4,116,982	0	0	4,116,982
1 - Lawton TIF		3,118,219	20,106,223	0	23,224,442	259,665	391,076	22,573,701
TOTAL TIF EXCESS VALUE		3,129,862	24,211,562	0	27,341,424	259,665	391,076	26,690,683
VO-TECH DISTRICT 9 I-8 - NET VALUE		107,289,531	618,341,407	45,323,778	770,954,716	12,052,214	56,352,313	702,550,189
VO-TECH DISTRICT 21 JT-2	V021	753	196,636	31,952	229,341	6,000	35,234	188,107
VO-TECH DISTRICT 34 J-I-	V034	156,521	4,689,989	348,745	5,195,255	185,008	557,352	4,452,895
VO-TECH DISTRICT 56 J-56	V056	4,459,226	939,253	188,181	5,586,660	38,176	93,773	5,454,711
VO-TECH DISTRICT 64 J-I-	V064	1,761	0	8,442	10,203	0	0	10,203
VO-TECH DISTRICT 160 JT	V160	826	58,410	3,685	62,921	1,000	0	61,921
COMM-COLLEGE TOTALS (INC TIF)		115,042,251	648,652,453	45,934,836	809,629,540	12,548,063	57,429,748	739,651,729
County								
COMANCHE COUNTY	C001	115,042,251	648,652,453	45,934,836	809,629,540	12,548,063	57,429,748	739,651,729
3 - LAWTON TIFF #2		11,643	4,105,339	0	4,116,982	0	0	4,116,982
1 - Lawton TIF		3,118,219	20,106,223	0	23,224,442	259,665	391,076	22,573,701
TOTAL TIF EXCESS VALUE		3,129,862	24,211,562	0	27,341,424	259,665	391,076	26,690,683
COMANCHE COUNTY - NET VALUE		111,912,389	624,440,891	45,934,836	782,288,116	12,288,398	57,038,672	712,961,046
COUNTY TOTALS (INC TIF)		115,042,251	648,652,453	45,934,836	809,629,540	12,548,063	57,429,748	739,651,729
Other								